

Writing: Year 2 – Summer 2 Week 4

	Day 1 Activity	Day 2 Activity	Day 3 Activity	Day 4 Activity	Day 5 Activity
Writing	<p>Look at and practice this week's spellings.</p> <p>Over the last few weeks you have been learning how to spell homophones.</p> <p>A homophone – is when two words sound the same, but are spelt differently and mean different things.</p> <p>Watch these videos about homophones and then complete the worksheet below (Resource 1A).</p>	<p>This week you are going to write an information text about an animal of your choice. Today you are going to research and animal.</p> <p>Make notes about the following things for your animal:</p> <ol style="list-style-type: none"> 1. What the animal is and what they look like 2. Where they live 3. What they eat 4. Other interesting facts <p>See resource 2A for an example plan.</p> <p>To research an animal, you can use the internet, books if you have any at home or the animal fact sheets below (appendix 2B).</p> <p>Remember to organise your notes and facts into the correct subheading.</p>	<p>Today you are going to write the introduction and the first two subheadings for your information text about an animal.</p> <p>See resource 3A for an example information text and 3B for a writing template with prompt questions.</p> <p>Audience: people who want to learn about that animal Purpose: to inform them using information and facts Remember to:</p> <ul style="list-style-type: none"> • Use your notes • Use different sentence starters and key words to hook your reader • Use conjunctions to add additional details or explain why. <p>Challenge: use different sentence types (watch this for a recap)</p> <p>See resource 2A for key word/sentence starter word bank.</p>	<p>Today you are going to write the final two subheadings for your information text about an animal.</p> <p>Use the same remember to list as yesterday.</p>	<p>Today you are going edit and revise your information text about an animal.</p> <p>When revising:</p> <ol style="list-style-type: none"> 1. Check it makes sense 2. Add a question 3. Add a conjunction and an extra detail. <p>When editing:</p> <ol style="list-style-type: none"> 4. Check capital letters are used at the start of sentences. 5. Check your punctuation is accurate including: full stops, question marks and commas in a list. 6. Correct 3 spellings mistakes. <p>Now you can publish your information writing into a non-fiction booklet or poster with pictures and fact boxes.</p>
Resources	<p>Resource 1A</p> <p>Videos - Homophones</p>	<p>Resource 2A</p> <p>Appendix 2B</p>	<p>Resource 2A</p> <p>Resource 3A and 3B</p> <p>Sentence types recap video</p>	<p>Resource 3A</p>	



Reading: Year 2 – Summer 2 Week 4

		Day 1 Activity	Day 2 Activity	Day 3 Activity	Day 4 Activity	Day 5 Activity	
Reading	Whole class	The bear and the piano	Dave	Sofia Sofa – part 1 Sofia Sofa - part 2	Sofia Sofa – part 3	How to be smart	
	Independent	*	The Sword in the Stone	The Sword in the Stone	The Sword in the Stone	Cardboard	Cardboard
		**	Seriously, Cinderella is so Annoying	Seriously, Cinderella is so Annoying	Seriously, Cinderella is so Annoying	You can Write Cool Poems	You can Write Cool Poems
		***	Horses and Ponies	Horses and Ponies	Adventures at Hound Hotel: Mudball Molly	Adventures at Hound Hotel: Mudball Molly	Adventures at Hound Hotel: Mudball Molly
Spelling		Practice these homophones this week: there, their, they're, which, witch.					

Challenge: Practice some spellings from the list below. Use the ways from school that help you remember best.



Resource 1A: Homophones worksheet

Cut out the picture cards and match the homophones together.

Remember homophones are words that sound the same but have different spellings and different meanings.

Challenge: can you write sentences using the correct version of the homophones?

There



Bee



Here



Wear



Bare



Blew





Be

Their



Night



Sea



Blue


Bear



See



Knight



Where



Hare



Hair



Hear



Resource 2A: Homophones worksheet

Can you choose and write the correct spelling?



There is a _____ (hair/hare) jumping on the grass.



_____ (where/wear) is the bank?



I love to look at the _____ (see/sea).



She _____ (blue/blew) all the candles on her cake.



The _____ (knight/night) won the battle in the middle of the (knight/night).



Where is the park? Over _____ (there/ their)!



One of _____ (there/their) birthday presents was wrapped up in green paper.

Resource 2A: example plan for an animal information text

Key words/sentence starters

- Some, Most, All, Sometimes, Occasionally, Often, Interestingly
- Can you imagine...? Did you know...? Can you believe...? Have you ever wondered...?

What do they look like?

- Streamlined, long bodies – helps swim quickly
- Fin on their back, on their sides and a tail
- Grey, brown or blue skin colour
- Some have black stripes or spots (like the Killer Whale – a type of dolphin!)
- Blowhole to breathe
- Excellent eyesight and hearing

Where do they live?

- Live in the world's oceans, seas and some in rivers
- Some prefer coastal waters
- Some prefer shallow waters
- Dolphins live in schools or pods of up to 12



Diet: what do they eat?

- Carnivores – eat meat
- Fish
- Squid
- Use excellent hearing and eyesight to locate food (known as echolocation)

Other interesting facts

- Warm-blooded mammals
- Females are called cows, males are called bulls and babies are called calves
- Most common dolphins are the bottlenose dolphins
- Can stay underwater for 15 minutes
- They communicate by clicking or whistling

Resource 3A: example animal information text

Dolphins

Have you ever wanted to find out more about dolphins? Read on to find out more about what dolphins look like, where they live, what they eat and other exciting facts.

What do they look like?

Interestingly, dolphins have grey, brown or blue skin. Some dolphins even have black stripes or spots on them, like the killer whale. All dolphins have long, streamlined bodies which helps them swim quickly in the water. Most dolphins have a fin on their back, fins on their sides and a tail that is split into two. Blowholes help dolphins breathe and dolphins have excellent eyesight and hearing.

Where do they live?

Dolphins live in the ocean and sea. Some live in rivers. Some dolphins like to live near the coast and other dolphins like shallow water. Amazingly, dolphins live in schools or pods of up to 12. How incredible!

Diet

Dolphins are carnivores and so they eat meat. They like to eat fish and squid but other things too. Fascinatingly, they use their incredible eyesight and hearing to help them find food.

Other interesting facts

Did you know that female dolphins are called cows and male dolphins are called bulls. Baby dolphins are called calves. They are very clever because they can communicate with each other by making clicking and whistling sounds. Dolphins can stay underwater for 15 minutes and finally the most common type of dolphin is the bottlenose dolphin.

Resource 3B: example writing template with prompt questions

Title	<hr/>
Introduction What animal is this writing about? What things will they learn about?	<hr/> <hr/> <hr/> <hr/> <hr/> <hr/> <hr/> <hr/>
Subheading 1:	<u>What do they look like?</u>
What does the animal look like? What colour/pattern are they? How large or small are they? What do they feel like?	<hr/> <hr/> <hr/> <hr/> <hr/> <hr/> <hr/> <hr/> <hr/> <hr/>
Subheading 2:	<u>Where do they live?</u>
What country do they usually live in? What habitat do they have? Who do they live with?	<hr/> <hr/> <hr/> <hr/> <hr/> <hr/> <hr/> <hr/> <hr/> <hr/>
Subheading 3:	<u>Diet</u>

What do they usually eat? What do they usually drink?	<hr/> <hr/> <hr/> <hr/> <hr/> <hr/> <hr/> <hr/> <hr/> <hr/> <hr/>
--	---

Subheading 4:	<u>Other interesting facts</u>
What things do they enjoy doing?	<hr/> <hr/> <hr/> <hr/> <hr/> <hr/> <hr/> <hr/> <hr/> <hr/>
Are they similar to any other animals?	<hr/> <hr/> <hr/> <hr/> <hr/> <hr/> <hr/> <hr/> <hr/> <hr/>
What other facts do you know?	<hr/> <hr/> <hr/> <hr/> <hr/> <hr/> <hr/> <hr/> <hr/> <hr/>

Spellings: Words to Learn

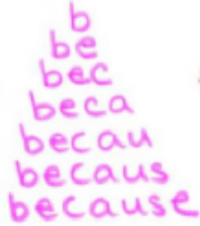
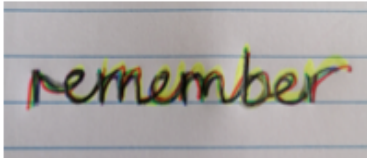

Year 1 Words to learn

ask	full	little	people	today	Monday	zero	
asked	here	looked	pull	want	Tuesday	one	eleven
called	house	love	push	were	Wednesday	two	twelve
come	I'll	Mr	put	what	Thursday	three	thirteen
does	I'm	Mrs	says	when	Friday	four	fourteen
eye(s)	it's	once	school	where	Saturday	five	fifteen
friend		our	some	who	Sunday	six	sixteen
			their	why		seven	seventeen
			there	your		eight	eighteen
			these			nine	nineteen
						ten	twenty

Year 2 Words to learn

again	dear	parents	warm	January	twenty
any	even	please	water	February	thirty
beautiful	every	pretty	were	March	forty
because	hour	sugar	whole	April	fifty
both	laugh	sure	which	May	sixty
busy	many	teacher	witch	June	seventy
child	money	towards	word	July	eighty
children	most		work	August	ninety
Christmas	only		world	September	hundred
clothes			write	October	
				November	
				December	

Spelling Strategies

<p>Pyramid Writing</p> 	<p>Rainbow writing</p> <p>Write the word over and over again using different colours.</p> 	<p>Create a mnemonic</p> 
<p>Sound Buttons</p>  <p>**Note, this may not work for words you cannot 'sound out'</p>	<p>Underline the tricky part</p> <p>se<u>p</u>arate</p> <p>lib<u>r</u>ary</p> <p>na<u>u</u>ghty</p>	<p>Look, Say, Cover, Write, Check</p> <p>Look at the word Say it out loud Cover it up Write it Check whether it is spelt correctly</p>

Snakes

- Snakes are carnivores (meat eaters).
- Snakes don't have eyelids.
- Snakes can't bite food so have to swallow it whole.
- Snakes are found on every continent of the world except Antarctica.
- Snakes have internal ears but not external ones.
- Snakes used in snake charming performances respond to movement, not sound.
- There are around 3000 different species of snake.
- Snakes have a unique anatomy which allows them to swallow and digest large prey.
- Snakes have flexible jaws which allow them to eat prey bigger than their head!
- Snakes are covered in scales and snakeskin is smooth and dry.
- Snakes shed their skin a number of times a year in a process that usually lasts a few days.
- Some species of snake, such as cobras and black mambas, use venom to hunt and kill their prey.
- Snakes smell with their tongue.
- Pythons kill their prey by tightly wrapping around it and suffocating it in a process called constriction.
- Some sea snakes can breathe partially through their skin, allowing for longer dives underwater.
- Anacondas are large, non-venomous snakes found in South America that can reach over 5 m in length.
- Pythons can grow over 8.7 m in length and are considered the longest snakes in the world.

Gorillas

- A male gorilla can be more than 6 feet tall and is as strong as 6 strong men.
- They can live more than 50 years.
- Gorillas have 2 legs, 2 arms, 10 fingers, 10 toes, ears, eyes and 32 teeth, just like humans!
- Gorillas communicate using gestures, body postures, sounds and slapping their chests.
- They laugh when they are tickled and cry when they are sad or hurt.
- When gorillas beat their chests, it shows they are either excited or aggressive.
- Gorillas' arms are longer than their legs.
- Gorillas live in groups called bands or troops.
- Gorillas eat mostly plants: leaves, shoots, fruits, bulbs, bark, vines and nettles.
- Gorillas can understand human speech and communicate in sign language.
- Gorillas live in a range of habitats from swamps to forests.
- They also sometimes eat ants, termites, grubs and worms.
- Gorillas are endangered animals.
- A baby gorilla stays with its mother for 3 to 4 years.
- Gorillas live in Africa.
- They are very calm, shy animals.
- Gorillas rarely drink water. They only need the water contained in what they eat.
- Just like humans have unique fingerprints, gorillas each have a unique nose print.
- Each night, gorillas make a nest to sleep in out of leaves.
- Gorillas cannot swim but they can climb trees, however they do not do this much.

Tigers

- The tiger is the biggest species of the cat family.
- Tigers can reach a length of up to 3.3 metres (11 feet) and weigh as much as 300 kilograms (660 pounds).
- Subspecies of the tiger include the Sumatran Tiger, Siberian Tiger, Bengal Tiger, South China Tiger, Malayan Tiger and Indochinese Tiger.
- Many subspecies of the tiger are either endangered or already extinct. Humans are the primary cause of this through hunting and the destruction of habitats.
- Around half of tiger cubs don't live beyond two years of age.
- Tiger cubs leave their mother when they are around 2 years of age.
- A group of tigers is known as an 'ambush' or 'streak'.
- Tigers are good swimmers and can swim up to 6 kilometres.
- Tigers usually hunt alone at night time.
- Tigers have been known to reach speeds up to 65 kph (40 mph).
- Less than 10% of hunts end successfully for tigers
- Tigers can easily jump over 5 metres in length.
- Various tiger subspecies are the national animals of Bangladesh, India, North Korea, South Korea and Malaysia.
- There are more tigers held privately as pets than there are in the wild.
- Tigers that breed with lions give birth to hybrids known as tigons and ligers.