

Writing: Year 2 – Summer 2 Week 3

	Day 1 Activity	Day 2 Activity	Day 3 Activity	Day 4 Activity	Day 5 Activity
Writing	<p>Today, we are going to practice using apostrophes correctly in contractions.</p> <ul style="list-style-type: none"> A contraction – is when two words are shortened to one word. The letters that are removed from the word are replaced with an apostrophe (watch this). <p>Complete the worksheet below (resource 1A).</p> <p>Remember to:</p> <ul style="list-style-type: none"> Use the apostrophe to show where the missing letter (or letters) is. Check your spelling looks right. <p>Challenge: can you explain the difference between using apostrophes for contractions and the possessive apostrophe?</p>	<p>Today you will plan an acrostic poem about friendship.</p> <p>An acrostic poem has the following features:</p> <ul style="list-style-type: none"> The first letter from each line forms a word (usually the title). They can consist of one word or caption or a whole sentence/verse. You can get creative! They do not have to rhyme but they can if you want. <p>(See resource 2A for an example of an acrostic poem)</p> <p>Draw a picture of a friend/ friends and write down words that begin with the first letters of the word FRIENDSHIP. Try and use exciting adjectives and words that describe friendships. (See resource 2B for an example planning format).</p>	<p>Today you will write an acrostic poem about friendship.</p> <p>You can start by writing a word or short caption but then try to write longer sentences of verses afterwards to make it more detailed.</p> <p>(See resource 2A for an example)</p> <p>Remember to:</p> <ul style="list-style-type: none"> Make sure the first letter from each line forms the word FRIENDSHIP. Make sure each line of the poem is related to the theme of friendship. <p>Challenge: can you make the poem rhyme or follow a rhythm by using the same number syllables in each line?</p>	<p>Today you will plan an acrostic poem about something you find interesting.</p> <p>Some ideas of what you could write an acrostic poem about:</p> <ul style="list-style-type: none"> School, your favourite subject or about Year two An animal Family or a person Yourself Your neighbourhood A history topic or a historical figure <p>Draw a picture and write down words that begin with the first letters of the title you have chosen. Try to use adjectives and words that describe the topic you have chosen.</p>	<p>Today you will write your acrostic poem based on what you planned yesterday.</p> <p>Use Wednesday's 'remember to' list.</p> <p>Challenges:</p> <ul style="list-style-type: none"> Can you check your poem is about the title you have chosen? Can you use rhyme in your poem or add extra details to each line to make it more exciting for the reader? Can you use contractions in your poem? Can you edit the first draft of your poem to make it more exciting or detailed? <p>Publish your acrostic poems on paper with illustrations. Then read it aloud to a family member.</p> <p>Remember to:</p> <ul style="list-style-type: none"> Face your audience. Speak clearly and confidently. Use facial expressions to engage the audience
Resources	<p>Resource 1A</p> <p>Resource 1B (Contractions video)</p>	<p>Resource 2A</p> <p>Resource 2B</p>		<p>Resource 2A</p> <p>Resource 2B</p>	



Reading: Year 2 – Summer 2 Week 3

		Day 1 Activity	Day 2 Activity	Day 3 Activity	Day 4 Activity	Day 5 Activity	
Reading	Whole class	Many likes the mud Tiptoe	What I love about school The trouble with my brother	Naughty Narwhal	Ellie's Magic Wellies	Bean the bug and his dreams	
	Independent	*	The Big Pig	The Big Pig	The Big Pig	Ocean Food Chains	Ocean Food Chains
		**	Princess and the Pea	Princess and the Pea	Princess and the Pea	Strange But True Weather	Strange But True Weather
		***	Rain Forest: Animal Adaptations	Rain Forest: Animal Adaptations	Ice Rink Rookie	Ice Rink Rookie	Ice Rink Rookie
Spelling		Practice these homophones this week: son, sun, to, too, two.					

Challenge: Practice some spellings from the list below. Use the ways from school that help you remember best.



Resource 1A: Apostrophe worksheet

Would not → wouldnot → wouldn't

What is a contraction? _____

Read the following sentences and fill in the blanks with the contracted form:

Example: **i'm** (I am) called Miss Peach.

There _____ (is not) any bread left.

_____ (we are) having a barbeque later.

At the moment, _____ (it is) June.

_____ (I will) be 7 years old on my birthday.

_____ (do not) cross the road yet!

_____ (they are) beautiful flowers.

_____ (he is) on a trip with his family.

You _____ (cannot) come over here.

I _____ (do not) know what I want for breakfast.

I am not sure _____ (that is) the right thing to do.

You _____ (should not) be unkind to your friends.

I think _____ (you are) an excellent learner!

I got into a muddle when I was spelling some contractions. Read the following passage and try to correct the 6 mistakes:

I think being an excellent learner at school means that youa're a good listener and that you should'nt be afraid to make mistakes. Im' always impressed with children who try their best and do'nt give up! Theyr'e always challenging themselves with their learning and maybe thats' why they feel proud of themselves.

Challenge: write your own sentences using contractions below.

Resource 2A: Example of an acrostic poem

Audience: people who enjoy poems

Purpose: to entertain or to inform

You may start by writing an acrostic poem using just one word or a short caption:



School

Cool

Happiness

Outside activities

Outstanding

Learning

To develop it, you could turn your word/caption into a clause and add an additional detail:

School is always full of excitement, fantastic learning, fun and friendships. How I love it!

Cool science experiments take place here, as well as wonderful stories and solving challenging maths problems.

Happiness is felt when you're playing with friends. Stuck in the mud – what fun!

Outside activities where we learn and play is the best. Finding minibeasts, stretching our legs and staying fit in PE!

Outstanding learners listen well, help others and always try their best. Are you an excellent learner?

Learning learning everywhere, learning learning without a worry or care!

Resource 2B: Support for planning your acrostic poem

Words that begin with this letter that describe friendships.

Draw a picture of a friend/friends here:

F

What words do you know about friendship beginning with F:

R

What words do you know about friendship beginning with R:

I

What words do you know about friendship beginning with I:

E

What words do you know about friendship beginning with E:

N

What words do you know about friendship beginning with N:

D

What words do you know about friendship beginning with D:

S

What words do you know about friendship beginning with S:

H

What words do you know about friendship beginning with H:

I

What words do you know about friendship beginning with I:

P

What words do you know about friendship beginning with P:

Spellings: Words to Learn

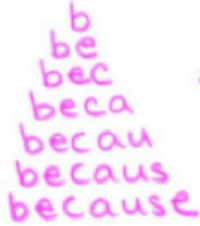
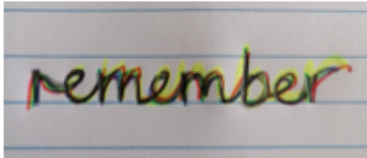

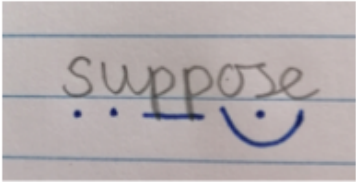
Year 1 Words to learn

ask	full	little	people	today	Monday	zero	
asked	here	looked	pull	want	Tuesday	one	eleven
called	house	love	push	were	Wednesday	two	twelve
come	I'll	Mr	put	what	Thursday	three	thirteen
does	I'm	Mrs	says	when	Friday	four	fourteen
eye(s)	it's	once	school	where	Saturday	five	fifteen
friend		our	some	who	Sunday	six	sixteen
			their	why		seven	seventeen
			there	your		eight	eighteen
			these			nine	nineteen
						ten	twenty

Year 2 Words to learn

again	dear	parents	warm	January	twenty
any	even	please	water	February	thirty
beautiful	every	pretty	were	March	forty
because	hour	sugar	whole	April	fifty
both	laugh	sure	which	May	sixty
busy	many	teacher	witch	June	seventy
child	money	towards	word	July	eighty
children	most		work	August	ninety
Christmas	only		world	September	hundred
clothes			write	October	
				November	
				December	

Spelling Strategies

<p>Pyramid Writing</p> 	<p>Rainbow writing</p> <p>Write the word over and over again using different colours.</p> 	<p>Create a mnemonic</p> 
<p>Sound Buttons</p>  <p>**Note, this may not work for words you cannot 'sound out'</p>	<p>Underline the tricky part</p> <p>se<u>p</u>arate</p> <p>lib<u>r</u>ary</p> <p>na<u>u</u>ghty</p>	<p>Look, Say, Cover, Write, Check</p> <p>Look at the word Say it out loud Cover it up Write it Check whether it is spelt correctly</p>