

## Writing: Year 2 – Summer 1 **Week 5**

	Day 1 Activity	Day 2 Activity	Day 3 Activity	Day 4 Activity	Day 5 Activity
<b>W r i t i n g</b>	<p>Listen to today's <a href="#">class reading</a>. <b>Plan and gather ideas</b> for an information text about Mr Wonka's Chocolate Factory.</p> <p><b>Make notes, draw pictures or create mind maps.</b></p> <p><b>Use the following questions to help plan your subheadings:</b></p> <ol style="list-style-type: none"> <li>1. What does the factory look like from the outside?</li> <li>2. What are the workers at the factory like?</li> <li>3. What is special about the: inventing room; the chocolate room; the nut room?</li> <li>4. What inventions are unique to this factory?</li> </ol>	<p>Listen to today's <a href="#">class reading</a>. <b>Write your introduction and first subheading</b> for your information text about Mr Wonka's Factory.</p> <p><b>Remember to:</b></p> <ul style="list-style-type: none"> <li>• Write in the present tense</li> <li>• Use possessive apostrophe</li> <li>• Use exciting vocabulary and expanded noun phrases (<a href="#">watch recap video 1</a>)</li> <li>• Use words with suffixes in your writing (ful, less, ment, ness and ly)</li> <li>• Use different sentence types (<a href="#">watch recap video 2</a>)</li> <li>• Use apostrophes for contractions (<a href="#">watch recap video 3</a>)</li> <li>• Use commas in a list.</li> </ul>	<p>Listen to today's <a href="#">class reading</a>. <b>Write your remaining subheadings</b> for your information text about Mr Wonka's Factory.</p> <p><b>Use the same remember to list as yesterday.</b></p>	<p><b>Revise and edit</b> your information text.</p> <p><b>When revising:</b></p> <ul style="list-style-type: none"> <li>• Check it makes sense</li> <li>• Improve 2 word choices</li> <li>• Add in an extra detail or adjective</li> </ul> <p><b>When editing:</b></p> <ul style="list-style-type: none"> <li>• Check capital letters are used for names of people and places (as well as at the start of sentences)</li> <li>• Check your punctuation is accurate including: full stops, commas, apostrophes, question marks and exclamation marks.</li> <li>• Correct 3 spellings mistakes.</li> </ul> <p>Now, <b>publish your writing</b> in your neatest handwriting.</p>	<p>Finish listening to the <a href="#">class reading</a>. <b>Write a book review</b> about Charlie and the Chocolate Factory.</p> <p><b>Read example book review (3A)</b></p> <p><b>Write your own book review using the questions in resource 3B as subheadings.</b></p> <p><b>Remember to give reasons, explain your answers and add details.</b></p>
<b>R e s o u r c e s</b>	<p>Resource 1A</p> <p>Support : Resource 1B</p>	<p>Resource 2A</p> <p><a href="#">Recap video one</a> , <a href="#">Recap video two</a> and <a href="#">Recap video three</a></p> <p>Support : Resource 2B</p>	<p>Resource 2A</p> <p>Support : Resource 2C</p>	<p>Resource 2A</p>	<p>Resource 3A</p> <p>Resource 3B</p> <p>Support : Resource 3C</p>



**Reading: Year 2 – Summer 1 Week 5**

		Day 1 Activity	Day 2 Activity	Day 3 Activity	Day 4 Activity	Day 5 Activity	
Reading	Whole class	Charlie and The Chocolate Factory <a href="#">Chapter 22</a> and <a href="#">Chapter 23</a>	Charlie and The Chocolate Factory <a href="#">Chapter 24</a>	Charlie and The Chocolate Factory <a href="#">Chapter 25</a>	Charlie and The Chocolate Factory <a href="#">Chapter 26</a> and <a href="#">Chapter 27</a>	Charlie and The Chocolate Factory <a href="#">Chapter 28</a>	
	Independent	*	<a href="#">Secret Scooter</a>	<a href="#">Secret Scooter</a>	<a href="#">The Country Mouse and the City Mouse</a>	<a href="#">The Country Mouse and the City Mouse</a>	<a href="#">Do Penguins have Puppies?</a>
		*	<a href="#">From Tadpole to Frog</a>	<a href="#">From Tadpole to Frog</a>	<a href="#">From Pup to Rat</a>	<a href="#">From Pup to Rat</a>	<a href="#">The Boy who Burped too Much</a>
		*	<a href="#">The Emperor's Painting</a>	<a href="#">The Emperor's Painting</a>	<a href="#">The Emperor's Painting</a>	<a href="#">The Emperor's Painting</a>	<a href="#">Tigers</a>
Spelling		Practice these words this week: <b>aren't, hasn't, haven't, weren't, wasn't.</b>					

Challenge: Practice some spellings from the list below. Use the ways from school that help you remember best.



WALT plan ideas for an information text.

<h3>OUTSIDE THE FACTORY</h3> <ul style="list-style-type: none"><li>• Biggest factory in the world</li><li>• enormous, iron gates</li><li>• tall, brick walls all around - stop spies!</li><li>• chimneys - pumping out smoke</li></ul>	<h3>THE CHOCOLATE ROOM</h3> <ul style="list-style-type: none"><li>• largest room</li><li>• delicious chocolate</li><li>• chocolate waterfall</li><li>• edible meadow</li><li>• heavenly smell</li></ul>
<h3>THE INVENTING ROOM</h3> <ul style="list-style-type: none"><li>• Mr Wonka's favourite room</li><li>• secret inventions</li><li>• metal pots</li><li>• noisy machines</li><li>• sizzling pans</li><li>• Everlasting gobstoppers</li></ul>	<h3>THE NUT ROOM</h3> <ul style="list-style-type: none"><li>• Walnuts - deshelled</li><li>• 100 squirrels</li><li>• Nuts = good <u>OR</u> bad</li><li>• Squirrels - grumpy - hate being disturbed</li></ul>

Mr Willy Wonka's Factory!

Wow!

**Support : Resource 1B**

You can create your own plan or use the table below to help you.

<p><b>What does the factory look like from the outside?</b></p>	<p><b>What are the workers at the factory like?</b></p>
<p><b>What is special about: The Inventing Room; The Chocolate Room; The Nut Room?</b></p>	<p><b>What inventions are unique to this factory?</b></p>

## **Resource 2A: Information text example**

**Audience: people who want to know about the factory**

**Purpose: to inform**

### Willy Wonka's Chocolate Factory

Have you ever wondered what happens inside Willy Wonka's chocolate factory? If you have then look no further because this text will tell you all about the outside of the factory, The Chocolate Room, The Inventing Room and The Nut Room. How amazing is that? Read on to find out more.

#### Outside of The Factory

Willy Wonka's chocolate factory is the biggest chocolate factory in the world. There are two enormous, iron gates at the front of the factory and giant, brick walls surrounding it. On top of the roof there are hundreds of chimneys that fill the sky with clouds of smoke.

#### The Chocolate Room

The Chocolate Room is the largest room in the whole factory and it is where the delicious chocolate is mixed. Can you guess how? It is mixed in a river by a giant, crashing waterfall! The room is the same size as ten football pitches and looks like a beautiful meadow but everything in it can be eaten. How amazing is that?

#### The Inventing Room

The Inventing Room is Willy Wonka's favourite place in the factory because it is where he keeps all of his secret inventions. In the large room there are huge metal pots, noisy machines, sizzling pans and pipes all over the ceiling and walls. In the corner of the room there is a round machine that pops out green balls every few seconds. These treats are called everlasting gobstoppers and they never get smaller no matter how much you suck them. Would you like to try one?

#### The Nut Room

The Nut Room is where walnuts are deshelled. There are 100 squirrels that work in this room and they spend all day doing this. They test whether nuts are bad or good by tapping each one to see if it's hollow and the bad ones are thrown straight down the rubbish chute. No person should ever enter the nut room because the squirrels hate to be disturbed!

## **Support: Resource 2B**

Use the questions and sentence starters below to help create your introduction and first paragraph.

### **Willy Wonka's Chocolate Factory**

#### **Introduction**

Remember to start with a question. Here is an example:

Have you ever wondered what happens inside Willy Wonka's Chocolate Factory?

---

List the different parts of the factory (remember to use commas in your list):

If you have, then look no further because this text will tell you all about \_\_\_\_\_

---

How amazing is that? Read on to find out more.

#### **Outside of The Factory**

Describe the outside of the factory. Think about the colours, the gate, the chimneys and bricks.

Willy Wonka's chocolate factory is the biggest chocolate factory in the world.

---






**Support: Resource 2C**

**The Chocolate Room**

Describe The Chocolate Room. Think about what the room looks like, what is in the room, what you can smell and hear.

The Chocolate Room is the largest room in the whole factory and it is where the delicious chocolate is mixed.



 <hr data-bbox="112 638 302 646"/>	
 <hr data-bbox="112 997 302 1005"/>	
 <hr data-bbox="168 1260 168 1268"/>	




## The Inventing Room

Think about why it is Willy Wonka's favourite place and what you can see, smell and hear

The Inventing Room is Willy Wonka's favourite place in the factory because











---



## The Nut Room

Describe **who** is in the room, **what** they do and **how** they do it.

 <p><b>100</b> 100 squirrels</p>	 <p>walnuts</p>	 <p>bad</p>	 <p>good</p>
 <p>test</p>	 <p>tap</p>	 <p>rubbish chute</p>	 <p>no entry</p>



Who? \_\_\_\_\_

What do they do? \_\_\_\_\_

How do they test the nuts? \_\_\_\_\_

### **Resource 3A: Book review example**

**Audience:** people who want to know about the book

**Purpose:** to inform

#### Book Review of The Killer Cat

What is this book about?

This story is about a naughty cat called Tuffy that always gets in trouble. He killed animals and he brought them into the house. How cheeky he was!

Who are the main characters?

What an easy question that is! The main character in this story is Tuffy, the killer cat, of course. The other characters in this story are Ellie and her mum and dad. Ellie's dad just hates Tuffy!

What is your favourite part and why?

My favourite part of the story was when dad nailed up the cat-flap because I found hilarious. "Would you believe this man!" said Tuffy. I enjoyed the character's sarcasm. Wouldn't you love to read this book?

Recommendation



I give the story 5 stars. I have chosen 5 stars because I think it is entertaining, funny and I like the characters. I couldn't put it down and am looking forward to reading the sequel. I also think my sister would love to read this book because she loves cats and she would find it funny. What an amazing book this is!

There is a sequel. What do you predict will happen in the next book?

I predict that naughty Tuffy will get up to all sorts of mischief in the next book. As he was always getting into trouble with his owners, I predict he will get into even more trouble. I think it'll be funny and I look forward to seeing if my prediction is correct.

### **Resource 3B - Book Review Questions and Subheadings**

1. What is the story about?
2. Who are the main characters in the story?
3. What is your favourite part of the story? Explain why.
4. What is your favourite room or invention from the story? Give reasons.
5. There is a sequel to this story called 'Charlie and The Great Glass Elevator'. What do you predict will happen in that story?
6. Rate this book out 5 stars. Explain why you gave it that many stars.
7. **Challenge:** Can you write down some similarities and differences about some of Roald Dahl's books?

### **Resource 3C - Book Review Questions and sentence starters**

Use the sentence starters to help you.

1. What is the story about?

The story is about....

2. Who are the main characters in the story?

The main characters are...

3. What is your favourite part of the story? Explain why.

My favourite part of the story is..... because.....

4. What is your favourite room or invention from the story? Give reasons.

My favourite room is..... because....

5. There is a sequel to this story called 'Charlie and The Great Glass Elevator'. What do you predict will happen in that story?

I predict that....

6. Rate this book out 5 stars. Explain why you gave it that many stars.

I give this book\_\_\_\_\_ stars because...

7. **Challenge:** Can you write down some similarities and differences about some of Roald Dahl's books?

## Spellings: Words to Learn

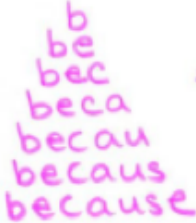
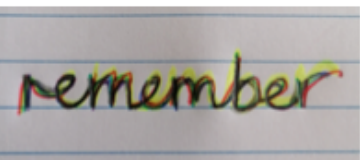


### Year 1 Words to learn

ask	full	little	people	today	<b>Monday</b>	zero	
asked	here	looked	pull	want	<b>Tuesday</b>	one	eleven
called	house	love	push	were	<b>Wednesday</b>	two	twelve
come	I'll	Mr	put	what	<b>Thursday</b>	three	thirteen
does	I'm	Mrs	says	when	<b>Friday</b>	four	fourteen
eye(s)	it's	once	school	where	<b>Saturday</b>	five	fifteen
friend		our	some	who	<b>Sunday</b>	six	sixteen
			their	why		seven	seventeen
			there	your		eight	eighteen
			these			nine	nineteen
						ten	twenty

## Year 2 Words to learn

again	dear	parents	warm	January	twenty
any	even	please	water	February	thirty
beautiful	every	pretty	were	March	forty
because	hour	sugar	whole	April	fifty
both	laugh	sure	which	May	sixty
busy	many	teacher	witch	June	seventy
child	money	towards	word	July	eighty
children	most		work	August	ninety
Christmas	only		world	September	hundred
clothes			write	October	
				November	
				December	

## Spelling Strategies

<p><b>Pyramid Writing</b></p> 	<p><b>Rainbow writing</b></p> <p>Write the word over and over again using different colours.</p> 	<p><b>Create a mnemonic</b></p> 
<p><b>Sound Buttons</b></p>  <p><b>**Note, this may not work for words you cannot 'sound out'</b></p>	<p><b>Underline the tricky part</b></p> <p>se<u>p</u>arate</p> <p>lib<u>r</u>ary</p> <p>na<u>u</u>ghty</p>	<p><b>Look, Say, Cover, Write, Check</b></p> <p><b>Look</b> at the word <b>Say</b> it out loud <b>Cover</b> it up <b>Write</b> it <b>Check</b> whether it is spelt correctly</p>