

Writing: Year 2 – Summer 1 Week 3

	Day 1 Activity	Day 2 Activity	Day 3 Activity	Day 4 Activity	Day 5 Activity
Writing	<p>Invent and design a new chocolate bar! Write captions around it to help you with your writing tomorrow.</p> <p>Use the following questions to help you:</p> <ol style="list-style-type: none"> 1. What new chocolate bar have you invented? 2. What makes it special? 3. What is it called? 4. What does it look like? 5. How does it taste? 6. Why should I buy it? 7. How much does it cost? 	<p>Write an advert to persuade someone to buy your new chocolate bar.</p> <p>Remember to:</p> <ul style="list-style-type: none"> • Talk to the reader (If you love chocolate then...) • Use expanded noun phrases • Use different sentence types (watch grammar video for recap). • Use commas in a list • Use conjunctions to add details and explain why. 	<p>Listen again to Monday's class reading of Charlie and the Chocolate Factory (chapter 7).</p> <p>Summarise the main events from this chapter about Charlie's birthday. Create a word bank of feeling details for each part.</p> <p>Remember to:</p> <p>Use longer words with suffixes to describe Charlie's feelings:</p> <ul style="list-style-type: none"> • ful – hopeful, careful, beautiful, thankful, etc. • less – hopeless, careless, thoughtless, helpless, etc. • ment – disappointment, astonishment, etc. • ness – sadness, nervousness, etc. • ly – quickly, cautiously, excitedly, nervously, etc. <p>Show feelings vs. telling them</p> <ul style="list-style-type: none"> • e.g. my heart was beating quickly in excitement 	<p>You are Charlie Bucket.</p> <p>Write a diary entry about your birthday and how you felt when you didn't win a golden ticket.</p> <p>Remember to:</p> <ul style="list-style-type: none"> • Use features of a diary (Dear Diary...) • Use the first person (I...) • Write in the past tense • Explain what happened to you that day from the beginning • Use feeling details • Use different sentence types (watch grammar video for recap). 	<p>Make sure you've listened to all of this week's class reading. You are still Charlie Bucket.</p> <p>Plan and write a second diary entry about the day you found the golden ticket.</p> <p>Look at the 'remember to' list from yesterday.</p> <ul style="list-style-type: none"> • Try and use interesting sentence starters and avoid repeating the same words. <p>Challenge: revise and edit your writing for both diary entries you have written this week.</p> <p>Focus on:</p> <ul style="list-style-type: none"> • Checking it makes sense • Improve one adjective/detail • Correcting 3 spellings • Checking your punctuation is accurate
Resources	<p>Resource 1A</p> <p>Resource 1B (Support)</p>	<p>Resource 2A</p> <p>Grammar video 2B</p> <p>Resource 2C – Support</p>	<p>Resource 3A – Support</p>	<p>Resource 4A - Support</p> <p>Grammar video 2B</p>	<p>Resource 5A</p> <p>Resource 5B – Support</p>



Reading: Year 2 – Summer 1 Week 3

		Day 1 Activity	Day 2 Activity	Day 3 Activity	Day 4 Activity	Day 5 Activity	
Reading	Whole class	Charlie and The Chocolate Factory Chapter 7	Charlie and The Chocolate Factory Chapter 8	Charlie and The Chocolate Factory Chapter 9 + 10	Charlie and The Chocolate Factory Chapter 11	Charlie and The Chocolate Factory Chapter 12 Part 1 Chapter 12 Part 2 Chapter 12 Part 3	
	Independent	*	Katie Woo	Katie Woo	Katie Woo	The Lion and the Mouse	From Caterpillar to Butterfly
		**	I am a Sea Turtle	A Different Pond	A Different Pond	A Different Pond	A Tiger Grows Up
		***	The Jade Dragon	The Jade Dragon	The Jade Dragon	The Jade Dragon	The Jade Dragon
Spelling		Practice these words this week: cheap, cheep, few, phew, deer, dear					

Resource 4A- Challenge: Practice some spellings from the list below. Use the ways from school that help you remember best.



Resource 1A: Invent and design – planning and advert example



Resource 1B – Support

Use the questions and the word bank below to help you come up with your ideas. Then use your answers to help invent your chocolate bar.



1. What new chocolate bar have you

invented and what is it called?

2. What makes it special?

3. What does it look like?

4. How does it taste?

5. How much does it cost?

Draw your chocolate bar here:

Resource 2A: Advert writing example

Audience: people who like chocolate/sweets

Purpose: to persuade

Have you ever wandered around your house trying to find something to eat? Now your problem has been solved! In every sweet shop around the world, Willy Wonka's brand new Lickable Wallpaper is for sale! Buy it now! It's incredible! Once you put it up on the walls, you will see colours and pictures that all have different flavours on them. Do you fancy eating a strawberry? Lick a strawberry! Do you fancy tasting some pineapple? Lick a pineapple! Do you fancy snacking on some grapes? Lick a grape! What a treat it is! Your taste buds will tingle with excitement as the many different flavours dance around your mouth.

Lickable Wallpaper is available in many different flavours such as fruit, candy floss, chocolate and sherbert! It's available from all major stores including Co-op, Waitrose, Sainsbury's and many more. Want to know how much it costs? It's a bargain at only 50p a roll, so get yours now, while stocks last!

Resource 2C – Support

Use the questions sentence starters below to help you write your advert.

Have you ever wandered around your house trying to find something to eat? Now your problem has been solved! In every sweet shop around the world, Willy Wonka's brand new

_____ is for sale! Buy it now!

Describe your chocolate bar.

What does it smell like? 

How does it taste? 

What does it look like? 

Think of a question to ask the reader.

Do you fancy something delicious? Take a bite!

Tell the reader how much it is and where they can buy it.

It only costs _____ and you can buy it from _____.

Tell the reader a reason why they should buy your chocolate bar.

You should buy it because _____

Resource 3A – Support

Summarise what happens in Chapter 7. What are the 3 main things that happen?


A summary is when you describe what happened using just the main points.

1. _____

2. _____

3. _____

Now circle the words below which show how Charlie was feeling. Try matching them to each of your main points.



Resource 4A - Support

Use the checklist below to help you write your diary entry:

Use 'Dear diary' at the start	
Use the first person (I...)	
Explain what happened to you that day from the beginning	
Write in the past tense	
Use feeling details	

Think about the questions below:

When was your birthday? How did you celebrate? Who was there?

What happened? What was your present? How did you feel when you opened your present?

Resource 5A: Diary writing example

Audience: yourself

Purpose: to remember

Dear Diary,

Today was the most amazing day of my life and I still can't believe how lucky I am!

It all started when I was walking home from school. The icy wind blew into my face and made my whole body shiver. My stomach groaned loudly and I tried my hardest not to think about food because I knew that there wouldn't be any for me when I got home.

Suddenly, something shiny in the gutter caught my eye. "What could it be?" I thought to myself. I crouched down to take a closer look. I wiped the snow off it and I couldn't believe my eyes! IT WAS A FIFTY-PENCE PIECE! It was a little bit dirty but it was perfect to me. I held it as tightly as I could and looked around to see if anyone was searching for it but no one was! This meant that I could finally eat some food. Over the road I could see the sweet shop and I headed straight for it. I wondered what I should buy.

I walked into the shop and slammed my fifty-pence on the counter. I looked straight towards the Wonka Bars and bought one right away. I ate it as quickly as I could. It was so delicious that I just needed to taste another one. One more wouldn't hurt. Would it? I tore the wrapper off ready to take another bite of the wonderful chocolate when I saw a brilliant flash of gold! My heart stood still! I could not believe my eyes! The shopkeeper jumped up and down and shouted "He's found a golden ticket! The last one and in my shop too!". Was this really happening?

As quick as a flash, a crowd gathered around me. All of them wanted to look at my precious golden ticket. I needed to get home. I couldn't wait to tell Grandpa so I pushed through the crowd and ran as quickly as I could.

What a magical day it was!

Use the sentence starters and questions below to help you write your diary entry.
Remember that **you** are Charlie.

Dear _____,

Today was the most amazing day of my life and I still can't believe how lucky I am!

When did it start?

It all started when _____.

What was the weather like?

It was very _____.

How were you feeling?

I felt so _____

Think about the questions below when writing what happened next:

Where did you find the coin? How did you feel? What did you do with the coin?

How you opened the chocolate bar? How did you feel when you found the ticket?

What did everyone else do when you found the golden ticket?

Feelings: excited, heart beating fast, astonished

Spellings: Words to Learn




Year 1 Words to learn

ask	full	little	people	today	Monday	zero	
asked	here	looked	pull	want	Tuesday	one	<i>eleven</i>
called	house	love	push	were	Wednesday	two	<i>twelve</i>
come	I'll	Mr	put	what	Thursday	three	<i>thirteen</i>
does	I'm	Mrs	says	when	Friday	four	<i>fourteen</i>
eye(s)	it's	once	school	where	Saturday	five	<i>fifteen</i>
friend		our	some	who	Sunday	six	<i>sixteen</i>
			their	why		seven	<i>seventeen</i>
			there	your		eight	<i>eighteen</i>
			these			nine	<i>nineteen</i>
						ten	<i>twenty</i>

Year 2 Words to learn

again	dear	parents	warm	January	twenty
any	even	please	water	February	thirty
beautiful	every	pretty	were	March	forty
because	hour	sugar	whole	April	fifty
both	laugh	sure	which	May	sixty
busy	many	teacher	witch	June	seventy
child	money	towards	word	July	eighty
children	most		work	August	ninety
Christmas	only		world	September	hundred
clothes			write	October	
				November	
				December	

Spelling Strategies

<p>Pyramid Writing</p> 	<p>Rainbow writing</p> <p>Write the word over and over again using different colours.</p> 	<p>Create a mnemonic</p> 
<p>Sound Buttons</p>  <p>**Note, this may not work for words you cannot 'sound out'</p>	<p>Underline the tricky part</p> <p>separ<u>a</u>te</p> <p>libr<u>a</u>ry</p> <p>naugh<u>t</u>y</p>	<p>Look, Say, Cover, Write, Check</p> <p>Look at the word Say it out loud Cover it up Write it Check whether it is spelt correctly</p>