

Writing: Year 2 – Summer 1 Week 2

	Day 1 Activity	Day 2 Activity	Day 3 Activity	Day 4 Activity	Day 5 Activity
Writing	<p>Watch/listen to today's whole class reading (link below).</p> <p>Plan a character description of Charlie Bucket. Draw a picture and make notes describing him in a mind map.</p> <p>Use the following questions to help you:</p> <ol style="list-style-type: none"> 1. What does Charlie look like? 2. What does he wear? 3. How does Charlie behave (consider his personality)? 4. What does Charlie enjoy/like? 5. What are his hopes and dreams? 6. Who is in Charlie's family? 7. What does his home look like? 	<p>Watch/listen to today's whole class reading (link below).</p> <p>Write a character description of Charlie Bucket.</p> <p>Watch the grammar video to help you.</p> <p>Remember to:</p> <ul style="list-style-type: none"> - Use different sentence starters to hook your reader - Use descriptive noun phrases <ul style="list-style-type: none"> o <i>Noun</i>: a thing, a place, a person or an animal o <i>Adjective</i>: a describing word o <i>Noun phrase</i>: when we describe a noun. - Use possessive apostrophes 	<p>Watch/listen to today's whole class reading (link below).</p> <p>Today you are Mr Willy Wonka! Design an invitation to your Chocolate Factory.</p> <p>Use these questions to help you design the invitation:</p> <ol style="list-style-type: none"> 1. Who are you inviting? 2. When should they come? 3. Where should they go? 4. What and who should they bring? 5. Why should they come? 6. What will they do? <p>Make your invitation eye-catching and include the most important information about the event.</p>	<p>Watch/listen to today's whole class reading (link below).</p> <p>Write a letter to the finders of the golden tickets, inviting them to your factory.</p> <p>Remember to:</p> <ul style="list-style-type: none"> - Use features of letter writing (start with 'Dear...' and end with 'From...') - Use 'I' (you are Mr Wonka) - Explain and describe what they will do in the factory - Use future tense 'you will see...' (They haven't been to the factory yet!) - Explain why they will love it - Use exciting vocabulary (like Roald Dahl does!) 	<p>Watch/listen to today's whole class reading (link below).</p> <p>Answer the following questions in full sentences:</p> <ol style="list-style-type: none"> 1. What do you like about the start of the story? Give reasons. 2. Why did Charlie 'treasure' his birthday chocolate like a bar of gold? 3. Grandpa Joe describes Willy Wonka as 'a magician with chocolate'. Clarify what he means by this. 4. Roald Dahl describes lots of inventions in chapter 2. Which one do you think sounds the best? Explain why. 5. What do you predict will happen to Charlie in the story? Explain why. 6. Do you think he'll be a good hero? Give reasons. 7. Is Charlie similar to any other characters in a book you have read? Explain how.
Resources	Resource 1A	Watch a grammar video here		Resource 2A	

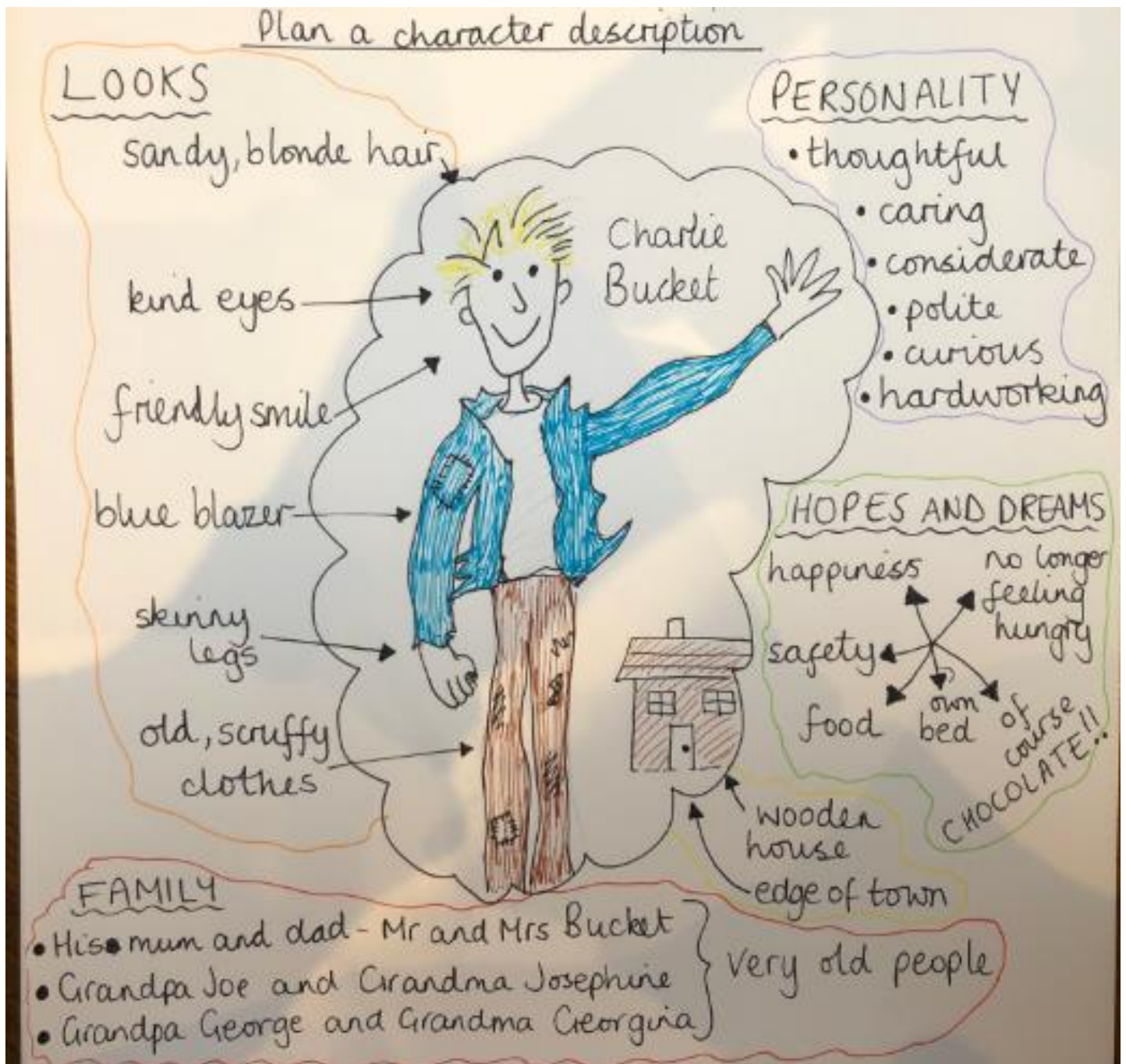


Reading: Year 2 – Summer 1 Week 2

		Day 1 Activity	Day 2 Activity	Day 3 Activity	Day 4 Activity	Day 5 Activity	
Reading	Whole class	Charlie and the Chocolate Factory – chapters 1 and 2	Charlie and the Chocolate Factory – chapter 3	Charlie and the Chocolate Factory – chapter 4	Charlie and the Chocolate Factory – chapter 5	Charlie and the Chocolate Factory – chapter 6	
	Independent	*	Happy Easter Gus	Happy Easter Gus	The Crow and the Pitcher	The Crow and the Pitcher	The Spotted Beetle
		**	Hansel and Gretel	Hansel and Gretel	Hansel and Gretel	Hansel and Gretel	Hansel and Gretel
		***	Dirty Bertie: Fangs	Dirty Bertie: Fangs	Dirty Bertie: Fangs	Dirty Bertie: Fangs	Dirty Bertie: Fangs
Spelling		Practice these words this week: bear, bare, bee, be, blew, blue					
Resource 3A- Challenge: Practice some more spellings from the list below, using the school strategies to help you.							



Resource 1A: Planning a character description plan



Resource 2A: Letter example

Audience: winners of the golden tickets

Purpose: to invite

Dear Lucky Finder of the Golden Ticket,

I am writing to congratulate you on winning the trip of a lifetime to my wonderful chocolate factory! The grand tour will take place next Saturday and will start at nine o'clock sharp.

This experience will definitely be the best day of your life because inside my factory doors there are many wonders that you have never been seen before. It's wonderful, it's dazzling and it's fantastic! Prepare to be filled with amazement and see things beyond your wildest imagination.

Inside the factory there will be many things to see and do. You will marvel at my brand new inventions like my delightful lickable wallpaper. What a treat it will be! You will also get to taste my brand new, creamy chocolate bars before anyone else in the world. All of your dreams will come true during this once in a lifetime experience!

Please remember to bring a responsible adult with you and make sure that you arrive on time. I am looking forward to meeting you. What a wonderful day it will be!

Yours sincerely,

Mr Willy Wonka

Resource 3A

Spellings: Words to Learn




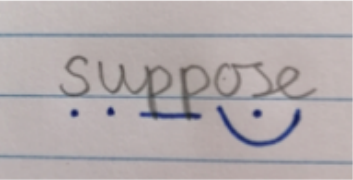
Year 1 Words to learn

ask	full	little	people	today	Monday	zero	
asked	here	looked	pull	want	Tuesday	one	<i>eleven</i>
called	house	love	push	were	Wednesday	two	<i>twelve</i>
come	I'll	Mr	put	what	Thursday	three	<i>thirteen</i>
does	I'm	Mrs	says	when	Friday	four	<i>fourteen</i>
eye(s)	it's	once	school	where	Saturday	five	<i>fifteen</i>
friend		our	some	who	Sunday	six	<i>sixteen</i>
			their	why		seven	<i>seventeen</i>
			there	your		eight	<i>eighteen</i>
			these			nine	<i>nineteen</i>
						ten	<i>twenty</i>

Year 2 Words to learn

again	dear	parents	warm	January	twenty
any	even	please	water	February	thirty
beautiful	every	pretty	were	March	forty
because	hour	sugar	whole	April	fifty
both	laugh	sure	which	May	sixty
busy	many	teacher	witch	June	seventy
child	money	towards	word	July	eighty
children	most		work	August	ninety
Christmas	only		world	September	hundred
clothes			write	October	
				November	
				December	

Spelling Strategies

<p>Pyramid Writing</p> 	<p>Rainbow writing</p> <p>Write the word over and over again using different colours.</p> 	<p>Create a mnemonic</p> 
<p>Sound Buttons</p>  <p>**Note, this may not work for words you cannot 'sound out'</p>	<p>Underline the tricky part</p> <p>se<u>p</u>arate</p> <p>lib<u>r</u>ary</p> <p>na<u>u</u>ghty</p>	<p>Look, Say, Cover, Write, Check</p> <p>Look at the word Say it out loud Cover it up Write it Check whether it is spelt correctly</p>