

Year 1 maths week 1 additional support

5 days of problem solving	Day 1 Activity	Day 2 Activity	Day 3 Activity	Day 4 Activity	Day 5 Activity
Factual fluency (to aid fluency)	Counting in 10s from 0 to 60	www.topmarks.co.uk/monkey/coins-game Coins game – sorting- sort one coin	www.topmarks.co.uk/monkey/coins-game coins game sorting – sort one coin	www.topmarks.co.uk/monkey/coins-game coins game sorting – sort one coin	www.topmarks.co.uk/monkey/coins-game coins game sorting – sort one coin
Problem/activity of the day	My friend says that when we buy things there are 7 different coins? Are they right? Can you name all the different coins?	Draw around each of the coins (1p, 2p, 5p, 10p, 20p, 50p, £1, £2) Label them, cut them out and make your own money. What would you buy with your coins?	Look at each of the coins you have. Can you match the coins to their name on the 'money mat'? Describe each coin. What helps you recognise each one?	My friend says money can be made of paper! Can that be true? What paper money do we have? How much is each note worth?	On each note of our paper money there is a picture of an important person. Make your own money and draw on an important person for a £5, £10, £20 and £50 note.
Resources you will need	One of each coins: 1p, 2p, 5p, 10p, 20p, 50p, £1, £2	One of each coins: 1p, 2p, 5p, 10p, 20p, 50p, £1, £2 Paper and pencils	One of each coins: 1p, 2p, 5p, 10p, 20p, 50p, £1, £2 Money mat (below)	If possible 'paper' money: £5, £10, £20, £50 Answer checker for images of notes	Paper and pencils Money or answer checker for images of notes
Tips, clues or methods to help	Look at the front of each coin	Colour in the coins to match the real ones.	Think about the colour and shape of each coin.	Look on the front and back of each note.	Remember to write the value on each of your notes: £5, £10, £20, £50
Checking	Check the answer support	Check the answer support	Check the answer support	Check the answer support	Check the answer support
Theme	Money	Money	Money	Money	Money

Links: - 'Money mat', - answer support (to help check coins and notes)

Additional online activities:









<https://natwest.mymoneysense.com/students/students-5-8/spot-the-coins/>



Quality First Education Trust

Learning through play: Why not set up a shop; can the children exchange money for items. Take turns being the shop keeper.

Money mat:

_____ 's money mat							
1p	2p	5p	10p	20p	50p	£1	£2
							

Answer support:



1 pence



20 pence



5 pounds



2 pence



50 pence



10 pounds



5 pence



1 pound



20 pounds



10 pence



2 pounds



50 pounds