

Writing: Year 1 – Summer 2 Week 5

	Day 1 Activity	Day 2 Activity	Day 3 Activity	Day 4 Activity	Day 5 Activity
W r i t i n g	<p>Listen to a book and answer questions</p> <p>Watch this video.</p> <p>Answer these questions about the chapter:</p> <ol style="list-style-type: none"> 1. What is the name of the river that smells bad? 2. What was built beneath London by Bazalgette? 3. Why did this need to be built? 4. What was the name of the huge show held in Hyde Park in 1851? 5. What does the word wealthiest mean? 6. What kind of jobs did poor children in London have? 	<p>Research changes in London transport and houses</p> <p>Watch this video.</p> <p>Write down 5 facts you have learned.</p> <p>Look at the pictures of a street in the 1800's and the same street now.</p> <p>Write down 5 similarities or differences that you can see.</p> <p>Can you find out any more exciting facts about London transport or housing through time?</p> <p>Can you use some expert words?</p>	<p>Research changes in fashion through time</p> <p>Watch this video.</p> <p>Write down 5 similarities or differences that you can see between clothes then and now.</p> <p>Can you find any more exciting facts about changes in fashion in London?</p> <p>Can you use some expert words?</p>	<p>Plan an information text</p> <p>Use your research from this week to plan a fact sheet about how London has changed.</p> <p>Remember to:</p> <ul style="list-style-type: none"> - Draw pictures - Add notes that will help you plan your couplets for each heading - Use expert words 	<p>Write an information text</p> <p>Listen to the information texts from the week again and look at your plan from yesterday.</p> <p>Imagine you are making a fact sheet to teach the children in Reception about how London has changed.</p> <p>You need to write some couplets to share them facts with them for each of these headings. Look at the video about my local area text.</p> <p>Use the headings below (resource 5A) to help you with what to cover.</p> <p>Remember to:</p> <ul style="list-style-type: none"> - Write in couplets by writing your fact and then adding some detail in your second sentence - Write a couplet for each heading - Use expert words
R e s o u r c e s	Video - Victorian London	Video- The Story of the London Underground Resource 2A – Street through time images	Video - A History of Fashion	Resource 4A – planning grid	Video – model text description Resource 5A – model text




Reading: Year 1 – Summer 2 **Week 5**

		Day 1 Activity	Day 2 Activity	Day 3 Activity	Day 4 Activity	Day 5 Activity	
R e a d i n g	Who le class	The Magic Finger - part 4	Stanley's Stick	Squirrel Nutkin	The Smartest Giant in Town	Big Bear Little Brother	
	Pho nics	Revision Phonics play - Username: march20 Password: home Log into Phonics Play and practise reading Phase 5 sounds using the various games and interactive resources.					
	I n d e p e n d e n t	*	Dust Bunnies		Jake Skates	The Shoemaker and his Elves	
		*	A Stickler on Stilts	Katie Woo - Boss of the World		Pick a Pet, Gus!	
*		Dino Mike and the T Rex Attack			How the Camel got his Hump		
Spelling		Challenge! Choose 5 more words that you find tricky from the Year 1 list and practise spelling those too.					



Resource 2A – Street through time images





1 Some people drink to forget their misery. The drunk is in danger of falling off the roof!


2 These rascals are using children to pick pockets for them!

3 Heavy goods, such as coal, are carried by barges. The barges are pulled along by horses on the riverbank.

4 There are no houses to look after asphalts. Some live and sleep in the street.

FROM TOWN TO CITY (LATE 1800s)

Thanks to its industries, the town has grown into a city. Many people are better off, and working and living conditions have improved. A new railway line now begins in our street and carries people and goods to other towns or cities.



26 Streets are lit by gas lamps. This now lights the street every evening.

For the first time, people can travel long distances quickly and cheaply using the new railways.

A cheap postal service has been set up. People post their letters in the postbox.

Police now help to limit disorder and fight crime.



● People can travel around the city cheaply using the horse-drawn omnibus. How many more can you see?

● People who have made their fortunes from factories have built houses away from the city centre.

● Steam engines are now used to power boats as well as locomotives.


● The photographer is about to take a picture of the men who are going to try out their new driving suits.

THE STREET TODAY

In recent years there has been much change in our city. Modern businesses have replaced most heavy industries, people have become more environmentally aware, and leisure time has increased for many people.



- 28 ● Many no longer use the railway station. It is now a museum, housing objects from the past.
- Large passenger planes enable people to travel abroad easily and quickly.
- Men drinking the river have found a chest. Who dropped it and why?
- Inventions such as washing machines and vacuum cleaners make domestic work easier for everyone.



1 There is a smart new town hall. Look how much glass has been used to build it!

2 Many people who work in the city live in houses or flats that have been built around it.

3 The castle is now a protected ancient monument and an important tourist attraction for the city.

4 The city is starting to use renewable energy from this wind farm.

Resource 4A – Planning grid

	Draw a picture	What is the same?	What is different?
Fashion			
Transport			
Houses			

Clapham Through Time

Houses

Houses in Clapham have changed a lot through time. People used to live in terraced houses and mansion flats that are still there today. Now we see much bigger and modern blocks of flats.



Transport

To travel in the area people used to use horse and carts and sometimes trams. The horses made the streets very dirty by leaving droppings everywhere. Now we have buses and the London underground.

Parks

Clapham Common used to be used for things like grazing your sheep. People would take their animals there to eat the grass. Over time we have changed how we use it and now we go there to exercise or use the playground.



Headings that you can use:

- Transport
- Homes
- Fashion

Spelling Words to help with your writing

Reception Words to learn

a	at	go	is	in	my	she	they
all	be	he	has	it	no	so	you
and	by	her	have	like	of	to	was
are	do	his	I	me	said	the	we

Tricky words (bold)

Tricky= Cannot be spelt correctly using the usual representation of sound
eg '**is**' will be pronounced but not spelt '**iz**'


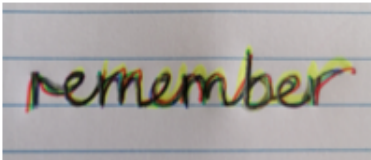


Year 1 Words to learn

ask	full	little	people	today	Monday	zero	
asked	here	looked	pull	want	Tuesday	one	eleven
called	house	love	push	were	Wednesday	two	twelve
come	I'll	Mr	put	what	Thursday	three	thirteen
does	I'm	Mrs	says	when	Friday	four	fourteen
eye(s)	it's	once	school	where	Saturday	five	fifteen
friend		our	some	who	Sunday	six	sixteen
			their	why		seven	seventeen
			there	your		eight	eighteen
			these			nine	nineteen
						ten	twenty

Year 2 Words to learn

again	dear	parents	warm	January	twenty
any	even	please	water	February	thirty
beautiful	every	pretty	were	March	forty
because	hour	sugar	whole	April	fifty
both	laugh	sure	which	May	sixty
busy	many	teacher	witch	June	seventy
child	money	towards	word	July	eighty
children	most		work	August	ninety
Christmas	only		world	September	hundred
clothes			write	October	
				November	
				December	

Spelling Strategies

<p>Pyramid Writing</p> 	<p>Rainbow writing</p> <p>Write the word over and over again using different colours.</p> 	<p>Create a mnemonic</p> 
<p>Sound Buttons</p>  <p>**Note, this may not work for words you cannot 'sound out'</p>	<p>Underline the tricky part</p> <p>se<u>p</u>arate</p> <p>lib<u>r</u>ary</p> <p>na<u>u</u>ghty</p>	<p>Look, Say, Cover, Write, Check</p> <p>Look at the word Say it out loud Cover it up Write it Check whether it is spelt correctly</p>

