

Writing: Year 1 – Summer 2 Week 3

	Day 1 Activity	Day 2 Activity	Day 3 Activity	Day 4 Activity	Day 5 Activity
Writing	<p>Listen to Dear Greenpeace</p> <p>Listen to the story Dear Greenpeace.</p> <p>Answer these questions about the story:</p> <ol style="list-style-type: none"> 1. What animal did Emily think was living in her pond? 2. How did Emily feel at the start of the story? Why? 3. Why didn't Greenpeace believe Emily? Give 3 reasons. 4. What does migratory mean? 5. What did Greenpeace say Emily could do when she was older? 6. How did Emily feel when the whale went away at the end of the story? Why? 	<p>Research blue whales</p> <p>Watch this video about blue whales.</p> <p>Write down 5 facts you have learned.</p> <p>Can you find any more exciting facts about blue whales?</p> <p>Can you use some expert words?</p>	<p>Research gorillas</p> <p>Look at the WWF website to find out all about mountain gorillas.</p> <p>Write down 5 facts you have learned.</p> <p>Can you find any more exciting facts about mountain gorillas?</p> <p>Can you use some expert words?</p>	<p>Make a factual poster about gorillas or blue whales</p> <p>Use your research from this week to make a fact poster about gorillas or blue whales.</p> <p>Remember to:</p> <ul style="list-style-type: none"> - Draw pictures - Write the facts you have learned - Use expert words 	<p>Plan a persuasive letter</p> <p>Listen to the story Dear Greenpeace again.</p> <p>Imagine you have seen a blue whale or a gorilla outside your home!</p> <p>You are going to be writing your own letters to Greenpeace, persuading them of what you have seen.</p> <p>Use the grid below (resource 5A) to plan your letter to Greenpeace explaining how you know what it is and persuading Greenpeace to help you.</p> <p>Remember to:</p> <ul style="list-style-type: none"> - Say who it is to - Say why you are writing the letter - Write 3 facts about the animal - Say what you think Greenpeace should do - Say who is its from
Resources	Video - Dear Greenpeace	National Geographic video – blue whales	WWF website – facts about gorillas		Video - Dear Greenpeace Video - Persuasive letter example Resource 5A – planning grid



Reading: Year 1 – Summer 2 Week 3

		Day 1 Activity	Day 2 Activity	Day 3 Activity	Day 4 Activity	Day 5 Activity
Reading	Whole Class	Peter Rabbit	Hamilton's Hats	The Magic Finger- part 2	The Book with No Pictures	Rumble in The Jungle
	Phonics	Revision Phonics play - Username: march20 Password: home Log into Phonics Play and practise reading Phase 5 sounds using the various games and interactive resources.				
	Independent	*	Being Brave	Chicken Little	Tuckerbean	
		*	A Stormy Surprise	Little Red Riding Duck	A High Rise Thriller	
		*	How the Elephant Got his Trunk	The Truth About Trolls	What if there were no bees?	
		*				
Spelling	Challenge! Choose 5 more words that you find tricky from the Year 1 list and practise spelling those too.					



Resource 5A – planning grid

Who are you writing the letter to?	
Why are you writing the letter?	
3 facts about gorillas or blue whales Can you use some expert words?	1. _____ 2. _____ 3. _____
What do you think Greenpeace should do?	
Who is the letter from?	

Spelling Words to help with your writing

Reception Words to learn

a	at	go	is	in	my	she	they
all	be	he	has	it	no	so	you
and	by	her	have	like	of	to	was
are	do	his	I	me	said	the	we

Tricky words (bold)

Tricky= Cannot be spelt correctly using the usual representation of sound
eg '**is**' will be pronounced but not spelt '**iz**'


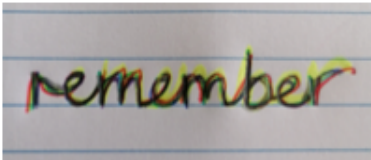


Year 1 Words to learn

ask	full	little	people	today	Monday	zero	
asked	here	looked	pull	want	Tuesday	one	eleven
called	house	love	push	were	Wednesday	two	twelve
come	I'll	Mr	put	what	Thursday	three	thirteen
does	I'm	Mrs	says	when	Friday	four	fourteen
eye(s)	it's	once	school	where	Saturday	five	fifteen
friend		our	some	who	Sunday	six	sixteen
			their	why		seven	seventeen
			there	your		eight	eighteen
			these			nine	nineteen
						ten	twenty

Year 2 Words to learn

again	dear	parents	warm	January	twenty
any	even	please	water	February	thirty
beautiful	every	pretty	were	March	forty
because	hour	sugar	whole	April	fifty
both	laugh	sure	which	May	sixty
busy	many	teacher	witch	June	seventy
child	money	towards	word	July	eighty
children	most		work	August	ninety
Christmas	only		world	September	hundred
clothes			write	October	
				November	
				December	

Spelling Strategies

<p>Pyramid Writing</p>  <p>A pyramid of the word 'because' written in pink. The letters are arranged in a triangle, starting with 'b' at the top, followed by 'be', 'bec', 'beca', 'becau', 'because', and 'because' at the base.</p>	<p>Rainbow writing</p> <p>Write the word over and over again using different colours.</p>  <p>The word 'remember' written on lined paper with each letter in a different color: r (red), e (orange), m (yellow), e (green), m (blue), b (purple), e (pink), r (brown).</p>	<p>Create a mnemonic</p>  <p>A graphic with the word 'rhythm' in a large, bold font. Below it, the text reads 'Rhythm Helps Your Two Hips Move.' To the right, there is an illustration of two stylized figures with colorful heads (orange, blue, green) and purple bodies, holding hands.</p>
<p>Sound Buttons</p>  <p>The word 'suppose' written on lined paper. The letters 's', 'u', 'p', 'o', 's', 'e' are underlined. A smiley face is drawn under the 'e'.</p> <p>**Note, this may not work for words you cannot 'sound out'</p>	<p>Underline the tricky part</p> <p>se<u>p</u>arate</p> <p>lib<u>r</u>ary</p> <p>na<u>u</u>ghty</p>	<p>Look, Say, Cover, Write, Check</p> <p>Look at the word Say it out loud Cover it up Write it Check whether it is spelt correctly</p>

