



## Year 1 English Week 1

	Day 1 Activity	Day 2 Activity	Day 3 Activity	Day 4 Activity	Day 5 Activity
<b>Reading</b>	<p><b>Make sure you have some quiet time for daily reading.</b>            Listen to book a day with Oliver Jeffers: <a href="https://www.oliverjeffers.com/books#/abookaday/">https://www.oliverjeffers.com/books#/abookaday/</a></p>				
<b>Phonics</b> 10 minutes a day	<a href="https://www.phonicsplay.co.uk/PicnicOnPluto.html">https://www.phonicsplay.co.uk/PicnicOnPluto.html</a> <b>Phase 5</b>	<a href="http://www.ictgames.com/mobilePage/forEstPhonics/index.html">http://www.ictgames.com/mobilePage/forEstPhonics/index.html</a>	<a href="https://www.phonicsplay.co.uk/BuriedTreasure2.html">https://www.phonicsplay.co.uk/BuriedTreasure2.html</a> <b>Phase 5</b>	<a href="https://www.ictgames.com/mobilePage/tellATRex/index.html">https://www.ictgames.com/mobilePage/tellATRex/index.html</a>	<a href="https://www.phonicsplay.co.uk/DragonsDen.html">https://www.phonicsplay.co.uk/DragonsDen.html</a> <b>Phase 5</b>
<b>Writing</b>	<p><b>Read and draw</b>            Read Little Red's newest adventure (see below) with an adult.            How is this different from the usual Little Red Riding Hood?             Draw 3 pictures to show what happens in the story at the beginning, middle and end. Put in as much detail as you can.</p>	<p><b>Write a description of Little Red Riding Hood</b>            Granny is worried – she did not turn up!            Can you help Granny by writing a description of Little Red for the forest rangers/police to find her.             What does she look like?            What is she like?            What does she like to do?</p>	<p><b>Plan your new adventure for Little Red</b>            Little Red is having an exciting adventure in fairytale land. What kind of new baddy she has met this time?             Think of your own idea of what she might be doing and who she meets.             Plan your own Little Red adventure or draw the 3 parts of the story.</p>	<p><b>Write the beginning and middle of her adventure</b>             Use your plan/pictures from yesterday to write the beginning and middle of the adventure for Little Red.             Draw pictures of what has happened.</p>	<p><b>Write the end of your adventure and read your story to someone</b>             Finish writing your story. Check it makes sense by reading it aloud to your family. If you spot any mistakes you could use a different coloured pen to fix them!             Draw pictures of the end too.</p>
<b>Spelling</b>	<p>Practise spelling numbers from 11-20 :  <b>eleven, twelve, thirteen, fourteen, fifteen, sixteen, seventeen, eighteen, nineteen, twenty</b>            Say the letter names, have a look, cover up the word and have a go at spelling it correctly.</p>				



## Spelling Words to help with your writing

### Reception Words to learn

a	at	<b>go</b>	<b>is</b>	in	<b>my</b>	<b>she</b>	<b>they</b>
<b>all</b>	<b>be</b>	<b>he</b>	<b>has</b>	it	<b>no</b>	<b>so</b>	<b>you</b>
and	<b>by</b>	her	<b>have</b>	<b>like</b>	<b>of</b>	<b>to</b>	<b>was</b>
<b>are</b>	<b>do</b>	<b>his</b>	<b>I</b>	<b>me</b>	<b>said</b>	<b>the</b>	<b>we</b>

### Tricky words (bold)

Tricky= Cannot be spelt correctly using the usual representation of sound  
eg '**is**' will be pronounced but not spelt '**iz**'

### Year 1 Words to learn

ask	full	little	people	today	<b>Monday</b>	zero	
asked	here	looked	pull	want	<b>Tuesday</b>	one	eleven
called	house	love	push	were	<b>Wednesday</b>	two	twelve
come	I'll	Mr	put	what	<b>Thursday</b>	three	thirteen
does	I'm	Mrs	says	when	<b>Friday</b>	four	fourteen
eye(s)	it's	once	school	where	<b>Saturday</b>	five	fifteen
friend		our	some	who	<b>Sunday</b>	six	sixteen
			their	why		seven	seventeen
			there	your		eight	eighteen
			these			nine	nineteen
						ten	twenty

### Year 2 Words to learn

again	dear	parents	warm	January	twenty
any	even	please	water	February	thirty
beautiful	every	pretty	were	March	forty
because	hour	sugar	whole	April	fifty
both	laugh	sure	which	May	sixty
busy	many	teacher	witch	June	seventy
child	money	towards	word	July	eighty
children	most		work	August	ninety
Christmas	only		world	September	hundred
clothes			write	October	
				November	
				December	



## Spelling Strategies

<p><b>Pyramid Writing</b></p> 	<p><b>Rainbow writing</b></p> <p>Write the word over and over again using different colours.</p> 	<p><b>Create a mnemonic</b></p> 
<p><b>Sound Buttons</b></p>  <p><b>**Note, this may not work for words you cannot 'sound out'</b></p>	<p><b>Underline the tricky part</b></p> <p>se<u>pa</u>rate</p> <p>lib<u>ra</u>ry</p> <p>na<u>ugh</u>ty</p>	<p><b>Look, Say, Cover, Write, Check</b></p> <p><b>Look</b> at the word <b>Say</b> it out loud <b>Cover</b> it up <b>Write</b> it <b>Check</b> whether it is spelt correctly</p>

## LITTLE RED'S NEW ADVENTURE

Once upon a time there lived a girl called Little Red Riding Hood. She was called that because she always wore a red cloak. She was brave, clever and happy and she always had a smile on her face. Little Red Riding Hood lived in a cottage in the woods. The cottage was small but very cosy and it had a bright red door.

One day Little Red Riding Hood was going through the woods to see her Granny and deliver some cakes. She had packed chocolate cakes, strawberry tarts and custard pies. She walked down a dark path to take a short cut to Granny's house.

Suddenly she heard a loud cackle. Little Red Riding Hood saw a scary, evil witch! She was dressed in black and had a poisonous wart at the end of her nose. Little Red Riding Hood ran into her Granny's house and hid behind a cupboard with Granny.

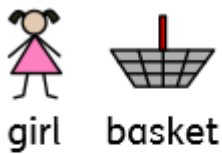
When the witch wasn't looking, Little Red Riding Hood and her Granny stole the witch's broomstick! The broomstick looked old and tatty but it had enough space for them both. They flew back to the cottage in the woods. They flew past the tall trees and some beautiful geese in the sky. The witch was furious!

One week later Little Red Riding Hood and her Granny were still eating all of the delicious cakes. Little Red Riding Hood learned to always take the right path to Granny's house. The evil witch was never seen again and Granny went back to her house to live. They all lived happily ever after.

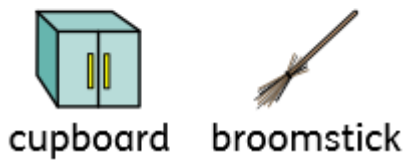


## Day 1 support


### Beginning



### Middle




### End



## Day 2 support

Use this word bank to help you.



Use these sentence starters to help you:

Little Red Riding Hood has \_\_\_\_\_

She is wearing \_\_\_\_\_

The girl has \_\_\_\_\_

She has \_\_\_\_\_

She was last seen \_\_\_\_\_



## **Writing Day 3**

### **Beginning**

Who is in the story?

What are they like?

Where is the story set?

### **Problem**

Who is the baddy?

What are they like?

What do they do?

### **Resolution**

Who solves the problem?

How?

### **Ending**

What do the characters do at the end?

What happens to the baddy?

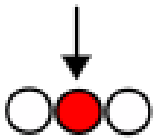


Day 3 support



**beginning**

Who is in the story?



**middle**

Who is the baddy?

What do they do?



**end**

What happens to the baddy?





## Day 4 support

Use the word bank to help you.



## Beginning

Use these sentence starters to help you.

Once upon a time Little Red riding hood was \_\_\_\_\_

She was feeling \_\_\_\_\_

She saw a \_\_\_\_\_

## Middle

Suddenly she saw a \_\_\_\_\_

She was feeling \_\_\_\_\_








The badie tried to \_\_\_\_\_

The girl \_\_\_\_\_



## Day 5 Support

Use the word bank to help you.

						
home	Granny	Mum	Dad	happy	safe	tired

End

Use these sentence starters to help you.

Little Red Riding hood went \_\_\_\_\_

She saw her \_\_\_\_\_

They \_\_\_\_\_

She was feeling \_\_\_\_\_



**Learning through play:**

Can you act out the story with some of your family members.

Draw a picture of what you would pack in your basket to take to visit a grandparent or other family member

Or/

If possible, have a go at packing a bag or basket in real life with some things you can find in your house.

Play 'Whats the time Mr Wolf'

