

Easter maths activities for Year 1

5 days of activities	Day 1 Activity	Day 2 Activity	Day 3 Activity	Day 4 Activity	Day 5 Activity
Activity	<p>Easter nests</p> <p>Follow the recipe below to make your own Rice Krispies Easter nests.</p> <p>Remember to measure your ingredients carefully.</p> <p>When you have made your nests place your mini eggs inside them. You will be using them to write number stories in your next activity.</p> <p>Make sure a grown up helps you with anything that is hot.</p> <p>Challenge question: Can you double this recipe?</p>	<p>Number stories</p> <p>Look at the nests you created yesterday.</p> <p>My friend said: I had 20 mini eggs and 10 nests. I put 2 mini eggs in each nest. Twenty shared between 10 is 2. 20 divided by 10 is 2.</p> <p>Write a number story about your nest.</p> <p>If you did not make your nests, draw them instead.</p> <p>Challenge: create your own questions about the nests and see if someone in your house can answer them.</p>	<p>Hidden nest hunt</p> <p>Hide one of your nests in a secret place.</p> <p>Then create a start point. Direct your partner to find your nest. Use positional language to direct them.</p> <p>Swap over. Get your partner to direct you.</p> <p>Challenge: get your partner to the nest in the fewest instructions. Count how many instructions you gave. Were your instructions accurate?</p>	<p>Board game</p> <p>You can draw your own version of this game, open it up on a tablet or print out the board game.</p> <p>Find or make counters (1 per person) and place them on the start.</p> <p>Roll the dice, and then move your counter the amount of spaces shown on the dice.</p> <p>When you land on a number, say the number out loud or solve the equation.</p> <p>Challenge: for each number you land on can you show it in a different way or create a fact family? https://freeonlinedice.com/</p>	<p>Spring flower investigation</p> <p>Go for a walk to your nearest green space. If you cannot go to a green space you can use your imagination or draw a picture. Count how many different coloured flowers you can find.</p> <p>See how many different number stories you can make with your findings.</p> <p>My friend wrote: There were 10 yellow flowers on the common. Some naughty children picked 7. How many were left?</p> <p>Challenge: How many different ways can you show your number stories?</p>
Resources you will need	See recipe below	Paper, pencil, nests from yesterday or drawings of nests, word bank	Easter nest (either made from recipe or drawn), word bank	Dice, board game (day 2 resources)	Recording sheet, pencil, paper

Resources below:

Additional online activities:

Shapes and patterns <https://www.topmarks.co.uk/ordering-and-sequencing/shape-patterns>

Addition and subtraction <https://www.primarygames.com/math/mathtileseasteradditionandsubtraction/>

<https://pbskids.org/curiousgeorge/busyday/dogs/>



Quality First Education Trust

Division (sharing)

Day 1

Easter rice Krispies nests

You will need:

3 tbsp. butter
28g marshmallows
150g Rice Krispies
Mini eggs

Instructions

Measure out your ingredients. Put the rice Krispies in a mixing bowl.

In a pan, melt butter on a medium heat. When the butter is melted, add in the marshmallows. Stir until all the marshmallows are melted. Pour the melted butter and marshmallow mixture over the rice Krispies and stir until they are completely coated.

Line a muffin tin with muffin cases. Top tip: if you do not have a muffin tin you can use 2 muffin cases instead of 1 to make them stand up.

Allow to cool slightly. Ask a grown up to check that the mixture is cool enough to touch.

Spoon the mixture into the muffin cases. Use a spoon or your fingers to push down to create nest shapes.

Let the mixture cool in the pan then add your mini eggs. You can choose how many you add to each nest!

Day 2

Word bank











0 zero	8 eight	16 sixteen	before	small
1 one	9 nine	17 seventeen	after	smaller
2 two	10 ten	18 eighteen	more	smallest
3 three	11 eleven	19 nineteen	less	greater
4 four	12 twelve	20 twenty	many	less than
5 five	13 thirteen	30 thirty	few	equal to
6 six	14 fourteen	none	fewest	the same as
7 seven	15 fifteen	count	least	double

Day 3

Word bank

before	after	between	first	last
in front	behind	forwards	backwards	left
right	next to	on top	under	turn
second	third	fourth	fifth	sixth

Day 4Board Game

	$40 - 6$	thirty five		37	$30 + 8$	39	End forty
32	thirty one		$29 + 0$	28	twenty seven	2 groups of 13	
17		$29 - 10$	twenty	21		twenty three	$12 + 12$
sixteen	$8 + 7$		13	3 groups of 4	11		9
Start 	2	three	$2 + 2$	5		$10 - 3$	eight

Day 5

Recording sheet

You could record your findings like this.

Blue flowers	Yellow flowers	White flowers	Pink flowers