

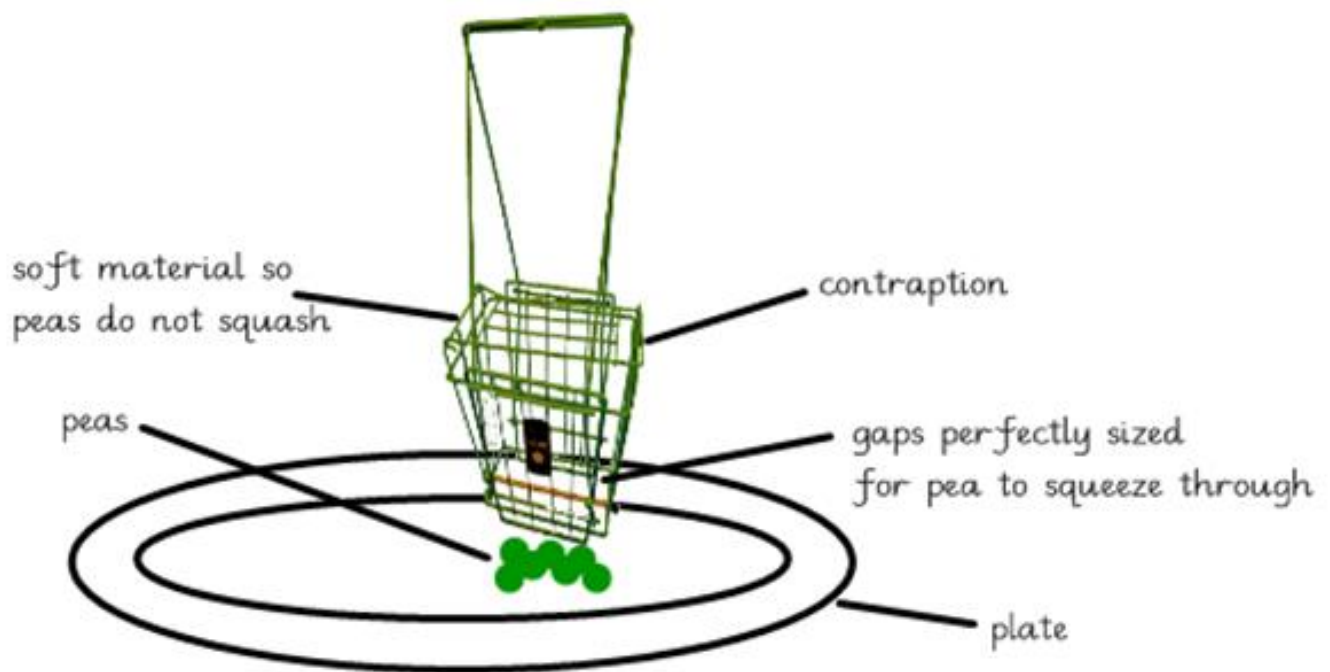


Year 3 English - Summer 1 week 1

	Day 1 Activity	Day 2 Activity	Day 3 Activity	Day 4 Activity	Day 5 Activity
Reading	Daily Class Reading: Knights and Bikes by Gabrielle Kent: Teacher Introductions , Day 1 , Day 2 , Day 3 , Day 4 , Day 5 Make sure you have some quiet time for daily reading of your own book .				
Writing	<p>Watch the 'Wallace and Gromit Cracking Contraption' videos:</p> <p>The Snoozatron Tellyscope Soccamatic Autochef</p> <p>Choose 2/3 of the videos and answer the following questions:</p> <ol style="list-style-type: none"> 1. What activity or task are Wallace and Gromit finding difficult in the video? 2. What is the machine and what does the contraption do? 3. How does the contraption work? 4. How would you improve the contraption? 	<p>You are going to create your own contraption.</p> <p>Use the questions below to help you create your own ideas:</p> <ol style="list-style-type: none"> 1. What activity, task or job do you find difficult? E.g. <i>Picking peas up from my plate.</i> 2. What would make it easier? E.g. <i>A contraption that picks up lots of peas at once.</i> <p>Select your favourite idea, draw and label it.</p> <p><i>See example below.</i></p>	<p>Plan your explanation. Use the questions below to structure your paragraphs:</p> <p>Paragraph 1 - What is the problem? E.g. <ul style="list-style-type: none"> · <i>Peas - slip and slide on plate</i> · <i>Impossible to get from plate to mouth.</i> · <i>Shoot off in another direction when using a fork.</i> </p> <p>Paragraph 2 - Where can you buy the contraption?</p> <p>Paragraph 3 - What does the machine look like?</p> <p>Paragraph 4 - How does the machine work? (Steps)</p> <p>Paragraph 5 - Conclusion</p>	<p>Write your explanation. Write a title. E.g. <i>Do you find it tricky to pick up peas from your plate?</i></p> <p>Use your questions from your plan to write out your paragraphs. Remember to:</p> <ul style="list-style-type: none"> • Talk to the reader so they are engaged and interested Eg. <i>You should, you can</i> • Use adverbials to explain when something will happen Eg. <i>once, after, as, when, before, while</i> • Use conjunctions to link your ideas together Eg. <i>because, as, so, which, that</i> • Add extra details using brackets Eg. (avoid using a fork as they will easily slide off the side) <p><i>See Writing Example below.</i></p>	<p>Create a poster to persuade people to purchase the contraption.</p> <p>Remember to include:</p> <ul style="list-style-type: none"> • Name of gadget • Picture of your gadget • 3 or 4 sentences that persuade the reader to buy it E.g. <i>You should buy...</i> <i>You will not want to miss out on...</i> <i>Buy it now for only...</i> • Price • Reviews <p><i>See poster example below.</i></p>
Spelling	Look at the Year 3 and 4 spelling list below. Choose 5 spellings to practise. Use the ways from school that help you remember best. You can ask someone at home to test you.				

Day 2 - Contraption Diagram Example

Pea Hunter



Day 4 Writing Example

Do you find it tricky to pick up peas from your plate?

Peas slip and slide all over your plate (especially when drowned in butter). Sometimes, it can be impossible to get them from your plate to your mouth. They shoot off in another direction when you stab them with a fork and it is no easier to use a spoon, as it never scoops up more than a couple at once.

Firstly, you will need to order a 'Pea Hunter', which you can purchase from many online retail stores, for a very reasonable price. You should choose next-day delivery, so you receive it quickly!

Once you have received it in the post, you will need to remove it from the packaging. Do this carefully so you do not break the soft material. As you take out the contraption, you will see that it is quite small and very delicate. It is made of a green, soft material which can be cleaned easily, using soap and water. There are small gaps at the bottom of the contraption, that are important for picking up the peas. The device has a firm but comfortable handle at the top for you to grip with your fingers.

Now, test your new contraption! You should hold the gadget by the handle at the top and push down gently on a few of the peas. The peas will pop through the gaps in the soft, green material and remain in the basket. Once the gadget is full, you can carefully transfer the peas to your spoon (avoid using a fork as they will easily slide off the side). This step helps to make the peas easier to eat. After you have eaten them all, you should wash the contraption thoroughly with washing up liquid, so it is clean. You should put it back in the box when it is dry for safe keeping.

The 'Pea Hunter' is then ready to use the next time you are finding it tricky to pick up those slippery peas!

Pea Hunter

Available now!



Do you find it tricky to pick up slippery peas from your plate?

You should try the 'Pea Hunter'!

Buy it now for only

£4.99!

Easy peasy with this great gadget! - John Lewis

One of the most helpful contraptions created this century! - Amazon

A fantastic gadget for a tricky task! - Sainsbury's

Spelling Words to learn and to help with your writing

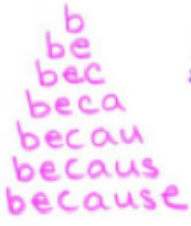
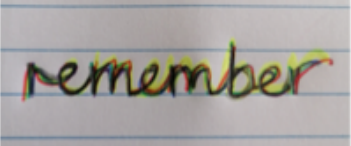

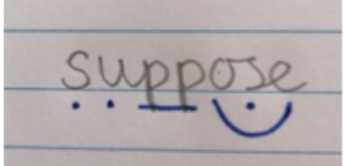
Word list – years 3 and 4

accident(ally)	early	knowledge	purpose
actual(ly)	earth	learn	quarter
address	eight/eighth	length	question
answer	enough	library	recent
appear	exercise	material	regular
arrive	experience	medicine	reign
believe	experiment	mention	remember
bicycle	extreme	minute	sentence
breath	famous	natural	separate
breathe	favourite	naughty	special
build	February	notice	straight
busy/business	forward(s)	occasion(ally)	strange
calendar	fruit	often	strength
caught	grammar	opposite	suppose
centre	group	ordinary	surprise
century	guard	particular	therefore
certain	guide	peculiar	though/although
circle	heard	perhaps	thought
complete	heart	popular	through
consider	height	position	various
continue	history	possess(ion)	weight
decide	imagine	possible	woman/women
describe	increase	potatoes	
different	important	pressure	
difficult	interest	probably	
disappear	island	promise	

Year 2 Words to learn

again	dear	parents	warm	January	twenty
any	even	please	water	February	thirty
beautiful	every	pretty	were	March	forty
because	hour	sugar	whole	April	fifty
both	laugh	sure	which	May	sixty
busy	many	teacher	witch	June	seventy
child	money	towards	word	July	eighty
children	most		work	August	ninety
Christmas	only		world	September	hundred
clothes			write	October	
				November	
				December	

Spelling Strategies

<p>Pyramid Writing</p> 	<p>Rainbow writing</p> <p>Write the word over and over again using different colours.</p> 	<p>Create a mnemonic</p> 
<p>Sound Buttons</p>  <p>**Note, this may not work for words you cannot 'sound out'</p>	<p>Underline the tricky part</p> <p>se<u>p</u>arate</p> <p>lib<u>r</u>ary</p> <p>na<u>u</u>ghty</p>	<p>Look, Say, Cover, Write, Check</p> <p>Look at the word Say it out loud Cover it up Write it Check whether it is spelt correctly</p>