




Easter Activities for Nursery

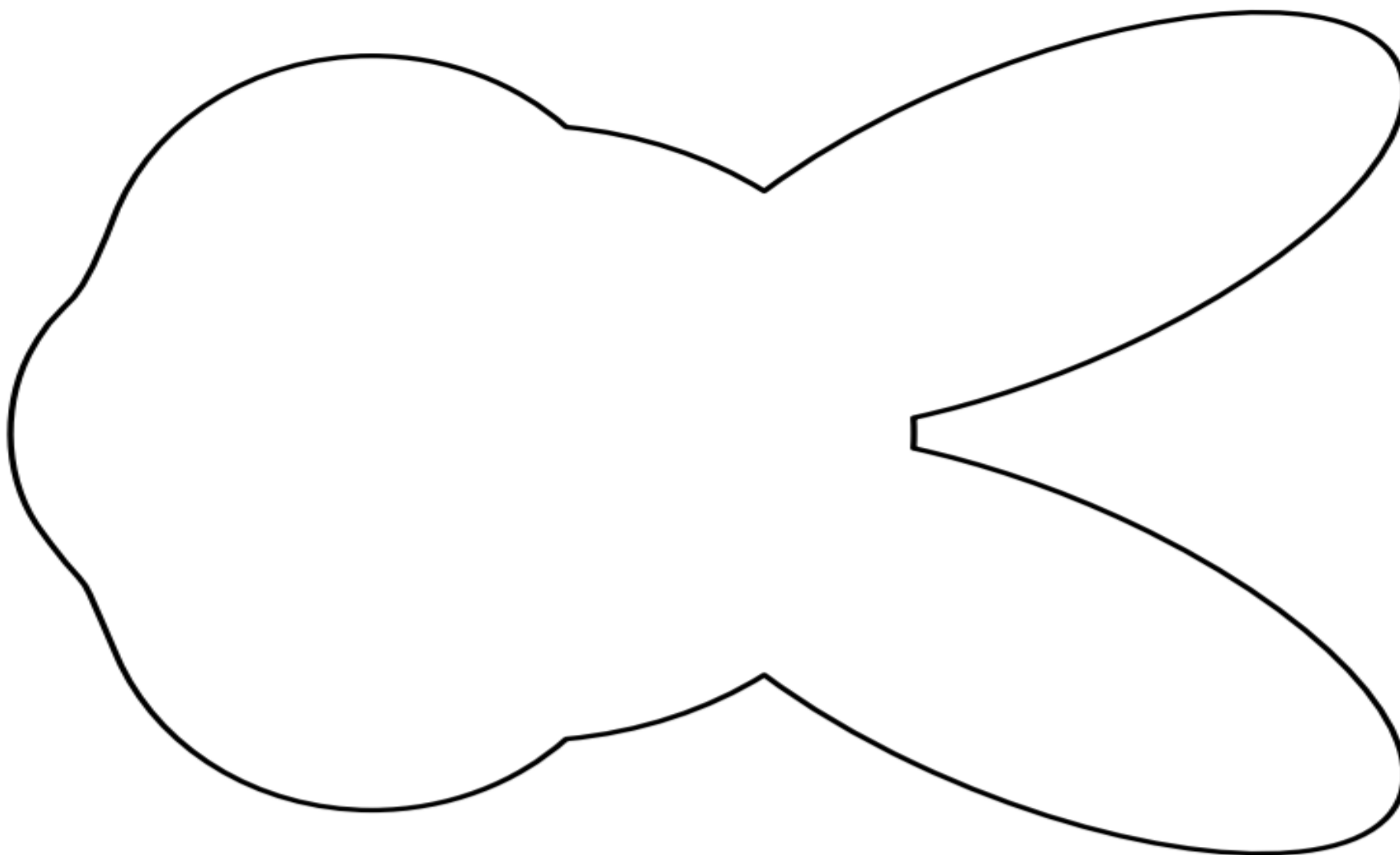
5 days of activities	Day 1 Activity	Day 2 Activity	Day 3 Activity	Day 4 Activity	Day 5 Activity
Activity	<u>EAD</u> Make your own rabbit mask. Using the template below, children cut out the rabbit outline and decorate with materials of their choice.	<u>Physical Development</u> Have an egg and spoon race. Can you get from one end of the room/garden to the other without dropping your egg? Can you add in obstacles to make it harder?	<u>EAD/Number</u> Cut a potato in half. Carefully cut a pattern into the potato (adult to do this). Dip your potato into paint and create an egg patterned picture. Give chn a number, they have to stamp the right number of eggs.	<u>Literacy</u> Sing Humpty Dumpty sat on a wall https://www.youtube.com/watch?v=nrv495corBc Which words rhymed? Can you change the lyrics to different ones? E.g Humpty Dumpty sat on a car, Humpty Dumpty sang la, la, la All the Kings horse and all the Kings men, Had to put in their ear plugs again.	<u>MATHS/PD</u> Cut out an egg shape and hole punch holes around the outside. Number these holes and children can thread some string around the egg in numerical order.
					
Resources you will need	Rabbit mask proforma, elastic, collage materials or pens (see below)	Hard boiled eggs, spoons, bat and ball	Potatoes, paint	Access to the internet	Egg shape proforma, hole punch, string (see below)

Resources below: mask outline, egg shape



Quality First Education Trust

Day 1 resources:



Easter egg number lacing card

