


Year 2 Curriculum Week 2

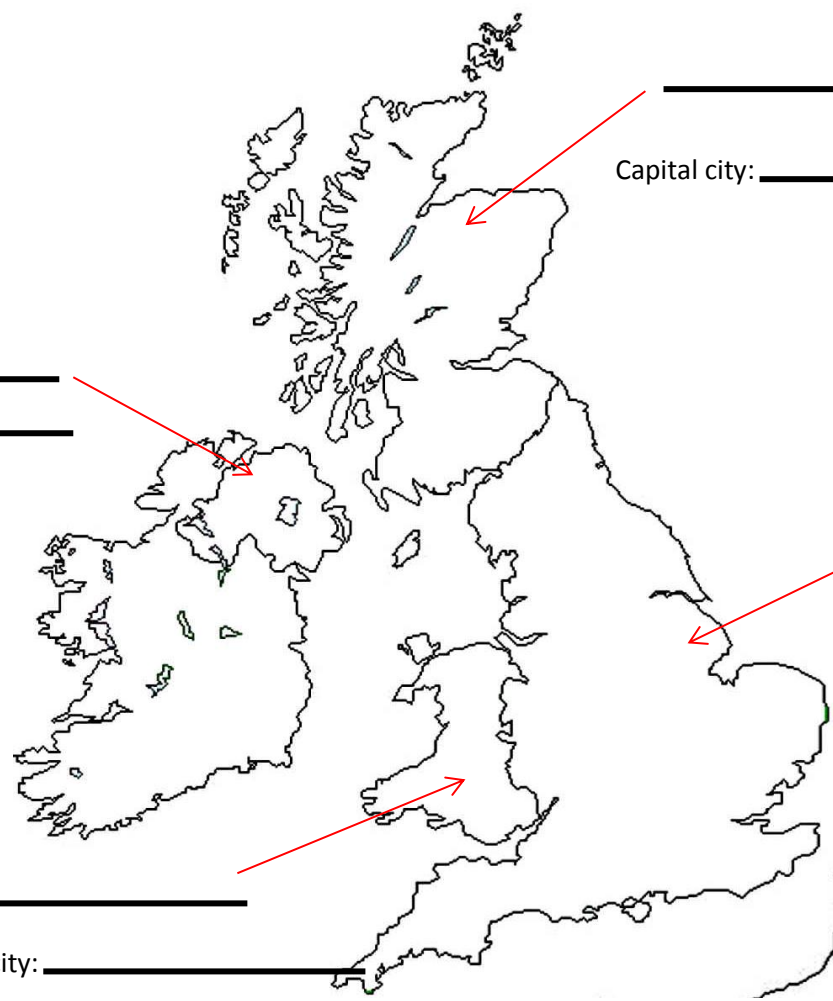
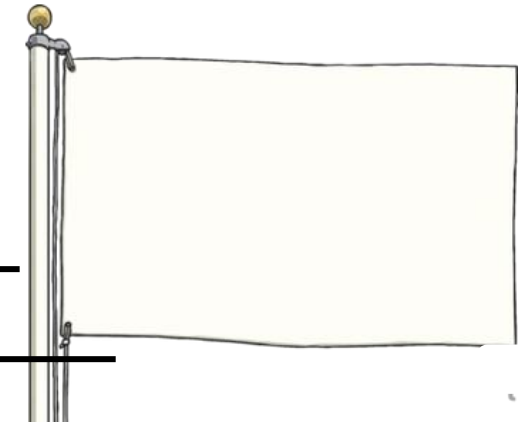

You can choose the order of the learning or do in the order given.

	Day 1 Activity	Day 2 Activity	Day 3 Activity	Day 4 Activity	Day 5 Activity
Core Subjects	English Maths <i>See year group plan</i>	English Maths <i>See year group plan</i>	English Maths <i>See year group plan</i>	English Maths <i>See year group plan</i>	English Maths <i>See year group plan</i>
Topic	<p>Geography</p> <p>What are the 4 countries in the United Kingdom? What are the capital cities of each of these countries? What does the flag for each country look like?</p> <p>Find out 3 facts about each country.</p> <p>Use the map and sheet below to help you if you want.</p>	<p>Science</p> <p>Watch this clip about animal life cycles.</p> <p>Think about an animal that interests you. Find out about, draw and label the animal's life cycle.</p> <p>Write a sentence or two to describe what happens at each stage of the life cycle.</p>	<p>History</p> <p>Family History Project</p> <p>Interview a family member and write about what you learned about them.</p> <p>You could interview more than one person.</p> <p>See below.</p>	<p>Art</p> <p>Draw what you see from a window at home.</p> <p>Think about using the window frame as a picture frame to your view.</p> <p>You could draw the view at different times of day or looking in different directions.</p>	<p>Science/DT</p> <p>Think about an animal (it could be the same animal that you created a life cycle for earlier in the week) and design a suitable habitat for it.</p> <p>You can draw the animal in its habitat or make a model.</p> <p>Write a paragraph explaining why it is such a good habitat for the animal.</p>
Great Eight Challenge	Great Eight Challenge	Great Eight Challenge	Great Eight Challenge	Great Eight Challenge	Great Eight Challenge



'The Great Eight' Challenge – Week 2		What to do	What you need?
1. To talk about	is hot better than cold?	Talk to as many people as you can about this. Did they make you change your mind?	
2. To do	 do 10 burpees at 5 times each day	Set an alarm to remind yourself to keep active, time yourself, race someone	Timer, watch, phone, clock
3. To investigate	what slides and what doesn't?		Different objects and surfaces
4. To find out more about	a world leader now or someone from history	Choose someone you know or ask an adult who they know about or look online	
5. To design	a flag which represents your family	Could include colours, hobbies, places, food, symbols..	
6. To learn	how to say greetings and count to 10 in a new language		
7. To draw	or describe yourself in 10 years' time	Imagine where you will be and what you will be doing	
8. To create	new words to a song you know or make up a new song		

Geography

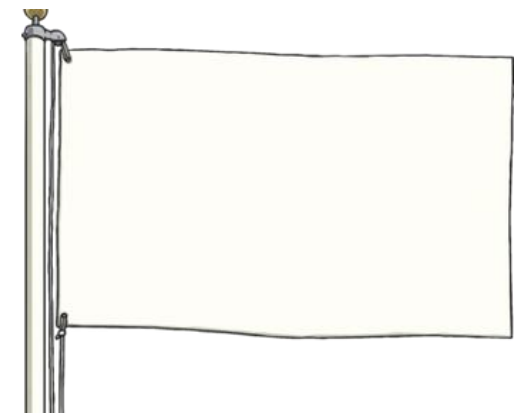
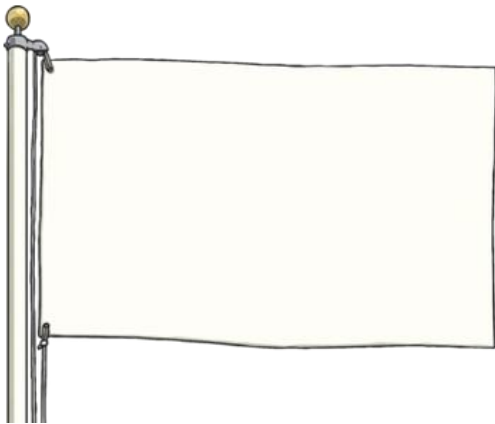


Capital city: _____

Capital city: _____

Capital city: _____

Capital city: _____



Family History Project – Early Years and Key Stage 1



There is history in everyone we meet

Task 1 Week 1:

**Talk with a family member or someone who you know well (preferably an older person)
You can do this on the phone or face to face or use FaceTime, Skype if they are far away.**

You can make your own questions or use some of these:

1. When and where were you born?
2. What was the house like? How many rooms? Bathrooms? Did it have electricity? Indoor plumbing? Telephones?
3. Were there any special items in the house that you remember?
4. What kind of games did you play growing up?
5. What was your favourite toy and why?
6. Do you remember any trends from your youth? Popular hairstyles? Clothes?
7. Did you have any pets? If so, what kind and what were their names?
8. What world events had do you remember when you were a child?
9. What were meals like? Who did the cooking? What were your favourite foods?
10. How were holidays celebrated in your family? Did your family have special traditions?
11. How is the world today different from what it was like when you were a child?
12. What was your proudest moment?
13. What is the one thing you most want people to remember about you?

Task 2: Week 2:

Decide how to record all you have found out... if you have any photos do include these too.



